


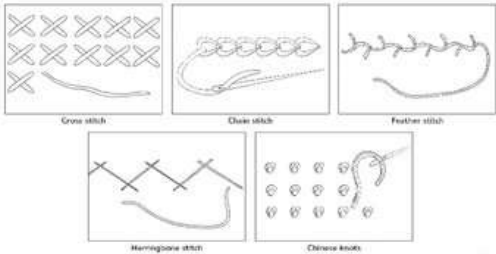



Project homework based on our theme this half term:
How did war change Britain?

This term you should complete at **least 4** projects from the grid below. You could also come up with your own project linked to our theme. **2** of your projects should be returned to school per half term.

<p>Write an explanation of how WW1 or WW2 started.</p>	<p>Make an electrical safety poster.</p> 
<p>Make an information book about the Battle of the Somme.</p> 	<p>Write a report/ film yourself or create a cartoon strip about what happened in Britain following the conflicts.</p>
<p>Design and test out a parachute (using a toy or weight) that would allow a member of the RAF to land safely.</p>	<p>Create your own symbol of peace. Label and explain why you think this represents peace.</p> 
<p>Watch some videos on different sewing skills and tin about how you will use these in your own jacket design.</p> 	<p>Create your own sculpture using any materials you can find at home or design a sculpture which uses usual materials.</p>
<p>Make a revision poster on place value, addition, subtraction, multiplication or division to help you remember the methods.</p> 	<p>Write a list comparing the events of WW1 with WW2.</p> <ul style="list-style-type: none"> - What was similar? - What was different? - How were the lives of women different at those times? <p>What was different about the battle field during those times?</p>