

Welcome to Year 4

Edith Rigby

OUR VISION

To provide
THE BEST EDUCATION
striving for
**ACADEMIC & PERSONAL
EXCELLENCE**
through
**INNOVATIVE
EXPERIENTIAL
LEARNING**
rooted in
**EQUALITY
OF OPPORTUNITY**
and demonstrate our
MORAL PURPOSE
through care for
**OUR COMMUNITY
AND THE WIDER WORLD**

Courage: we boldly face challenges and support each other through difficult moments in learning and life.


Compassion: we care for one another, have empathy for others and want to act to make a better world.

Challenge: we embrace opportunities and are willing to learn from failure.

Curiosity: we are eager to know and learn more and ask questions and explore answers for ourselves.

Respect: we care for ourselves, others, our community and the world around us and we accept people for who they are.

Ambition: we have big dreams and recognise that hard work and positivity are the building blocks for future greatness.



Meet the Team




Miss E Jeens - Class Teacher




Mrs C Sanders - Class Teacher



Ms J Healy - Teaching Assistant




Our Classroom



Daily Routine


Timetable for Autumn Term 2025

	MONDAY	TUESDAY	WEDNESDAY	THURSDAY	FRIDAY
8:40-9:00	Word of the week	Times tables	Times tables test	Complex sentences practice	Topic quiz
9:00-9:30	Guided reading	Computing	Maths	Maths	Guided reading
9:30-10:00	Maths			Swimming	Maths
10:00-10:20	ASSEMBLY WHOLE SCHOOL	Online Safety	CLASS ASSEMBLY	SINGING ASSEMBLY WHOLE SCHOOL	ASSEMBLY STAR of the WEEK
10:20-10:35	BREAK	BREAK	BREAK	BREAK	BREAK
10:35-11:00	Maths	Guided Reading	Guided reading	Swimming	Maths
11:00-11:15	Spellings	Maths Times tables/ Spellings	English	Swimming	Spellings
11:15-12:15	English			Maths	English
12:15-1:15	LUNCH	LUNCH	LUNCH	LUNCH	LUNCH
	RE	English	Geography	Music	Science
	Art	PE	PSHE	French	
3:05-3:15	CLASS STORY	CLASS STORY	CLASS STORY	CLASS STORY	CLASS STORY



Yearly Overview

Year 4 Long Term Curriculum Overview 2025-26														
	Autumn 1		Autumn 2		Spring 1		Spring 2		Summer 1			Summer 2		
English	Information Text: Article for a Magazine/infographic		Traditional Tales with Poetry		Stories with Issues and Dilemmas		Information texts Narrative Story Openings		Stories with a Theme			Classic Narrative Poetry and Newspapers		
	Narrative		Classic Poetry to Learn by Heart		Persuasion		Non-Chronological Reports: information poster with flip-flap facts		Poems with a structure			Debate		
			Recount: Newspapers						Information booklets			Poems on a theme		
Maths	Place value	Additional and subtraction	Area	Multiplication and division	Multiplication and division	Length and perimeter	Fractions	Decimals	Decimals	Money	Time	Shape	Statistics	Position and direction
Science	Animals, including humans Digestion and food		Energy Electricity and circuits		Materials States of matter		Energy Sound and vibrations		Living things and their habitats Classification and changing habitats					
Physical Education	Swimming West View		Swimming West View		Cats (Dance)		OAA – Problem Solving		Athletics			Rounders		
	Mindfulness		Space (Dance)		Gymnastics		Gymnastics		Netball			Tennis		
Art & Design	Printing and Digital Media						Drawing and sculpture		Textiles/Painting					
DT			Textiles		Electrical Systems							Food		
Religious Education	Hindu Dharma		Christianity (God)		Sikhism		Christianity (Jesus)		Islam			Christianity (Church)		
Humanities	Europe Poland		Post 1066 – Plague vs Pandemic		Rivers and the water cycle		Roman Empire		Environmental Study			A local History Study Preston Docks		
Computing	Computing systems and networks: The internet		Creating media: Audio production		Programming A: Repetition in shapes		Data and information: Data logging		Programming B: Repetition in games			Creating media: Photo editing		
French	Phonetics Ice Creams		I am able		Vegetables		Presenting Myself		My Family					
Music	Glockenspiel Course		The Haunted House		Benjamin Britten: Peter Grimes		Pop Music: Mamma Mia.		Hip Hoppy Kid! Rap Music.			Soul and Gospel Music		
Online Safety	Self-Image & Identity	Online Relationships	Online Bullying	Online Reputation	Managing Online Information	Health, Well-Being & Lifestyle	Privacy & Security	Copyright & Ownership						
PSHE / RSE	Me and My Relationships Valuing Differences				Keeping Safe Rights and Respect				Being My Best Growing and Changing					



Enrichment


Whole School Enriched Personal Development

Autumn	Spring	Summer
Anti-Bullying Week Black History Month Remembrance Day Charity Events: Children in Need, Show Racism the Red Card Whole School Pantomime Visit Share our Learning. School Events: Christmas Quiz, Bonfire Night Disco Forest School European Languages Day Break Dancing workshops Healthy Heads	Safer Internet Day Share our Learning. School Events: Easter Bingo, Valentines Disco Science and Engineering Workshops Author Visit / World Book Day Children's Mental Health Week Chinese New Year Forest School Healthy Heads	Share our Learning. School Events: Summer fair Sport's Day Forest School Athlete visit – Para-athlete Quidditch Healthy Heads Cricket Workshops

Assemblies and Collective Worship

(Picture News is used for in class collective worship in addition to the below whole school assemblies)

Autumn	Spring	Summer
School Values Jeans for Genes Jewish New Year Fairtrade Black History Month Harvest	Show Racism the Red Card Diwali Remembrance Day Anti-Bullying Thanksgiving	Artists School Values Martin Luther King Holocaust Children's Mental Health
	Safer Internet Day Careers Science Week Nutrition Eid	Famous Artists School Values Penguin Day Nurses
		Space Walk Week Allergy Awareness King Charles International Women's Day



Enrichment

Year 4

Core Aspects of Personal Development


PSHE
RSE
Online Safety
Healthy Heads

Personal Development in the Curriculum

R.E. How should we live our lives?
Music appreciation: Soul and Gospel & Hip Hop / Benjamin Brittain,
Glockenspiels
P.E. – Swimming & Life Saving / OAA
DT: Hot lunches

Enriched Personal Development


Significant Person –
R.E. Visit – Sikh Gurdwara
Easter Learning Showcase
Educational Visits – Roman Deva Chester / Preston Docks / Castle Head River
Studies
School Council / Eco Council, Sports Council, Safeguarding Champions
Musical Instruments



Communication

Please feel free to use the following methods of communication:


- Email: bursar@cottam.lancs.sch.uk or admin@cottam.lancs.sch.uk
 - Send a message in your child's reading diary
 - Send a message via Seesaw
 - Speak to the class teacher at the start or end of the day
 - If you need a longer conversation, please make an appointment for a mutually convenient time via our school office
- ▶ Please know that during the school day, the primary focus is teaching and supporting children in the classroom. As a result, we may not be able to respond to messages immediately.
- ▶ We will do our best to reply to any emails or messages within 48 hours. If something is urgent, please contact the school office directly.



Homework

Homework is shared through your child's SeeSaw account on a Friday and should be completed by the following Thursday.

Year Group	Expectations
EYFS	Daily Reading at home: this will be shared reading as well as reading scheme books. Phonics sounds will be sent home for children to practise.
Key Stage 1	Daily Reading at home: this will be shared reading as well as reading scheme books. Weekly spellings at home linked to Phonics / High Frequency Words or No-Nonsense Spelling as appropriate. Regular practise of Number Bots or Times Tables Rockstars, at least 3 times a week.
Key Stage 2	Daily Reading at home: this will be shared reading as well as reading scheme books. Weekly spellings at home linked to No-Nonsense Spelling. Regular practise of Times Tables Rockstars, at least 3 times a week. Year Six children will begin to receive some extra homework, where appropriate, in the Spring Term to help consolidate and close any gaps in learning.



Uniform

Our uniform comprises:

Jade green school sweatshirt or cardigan - preferably with school badge
White polo shirt - preferably with school badge
Navy blue trousers, skirt or pinafore
White, navy, or black socks or tights
Black sensible shoes / unmarked black trainers

Summer Uniform

Navy blue gingham dress for summer with white socks
Navy blue tailored shorts
Black sensible school shoes / unmarked black trainers

Footwear


Black shoes / unmarked black trainers with a sensible heel to ensure pupils' safety. Sandals, fashion shoes, knee or ankle length boots are not considered appropriate footwear for school. Younger pupils are encouraged to wear shoes with a Velcro fastening.

Coat

Please send your child to school with an appropriate warm, waterproof coat so that we can get out of doors in all weather.

PE Kit

Children come into school on PE days dressed in their school PE kit.
School PE t-shirt
Navy blue shorts, skirt, leggings or joggers
Black trainers
Children can wear their school jumper over their PE kit.
Optional: navy blue hoodie with school logo



Year 6

Year 6 are allowed to wear their Leavers Hoodie as part of their school uniform.

Labelling

Please ensure that all of your child's clothing is labelled (including shoes). Please mark all items of clothing and footwear with your child's name. This ensures that lost items are easily returned to their owner. We do try to trace owners of items of clothing or equipment as soon as possible, but items of lost property will be stored and if not claimed will be disposed of at the end of term.

For religious convictions ONLY:

A plain headscarf in black or navy only

Hair


During term time, children are asked not to wear fashion hairstyles which include shaved, dyed, tramlines or Mohawks. If hair is long enough, it should be completely tied back with a neutral, discreet hair tie or bobble. Hair should be kept out of children's eyes using headbands, clips and slides; again plain using school colours. No large party-style bows or headbands thank you.

Jewellery

No jewellery should be worn in school. A watch and plain, stud earrings are acceptable. However, pupils must remove earrings for PE. Tape is not allowed. If you are considering having your child's ears pierced, please do so at the beginning of the summer 6-week break to ensure your child does not miss any PE lessons.

Equipment

- **Coat (everyday)**
- **Bag with reading book and diary**
- **Non spill water bottle filled with water**
- **Packed lunch (if not having a school meal)**
- **Healthy Snack for morning breaktime**



Behaviour

Our school has three simple rules: **'Be Ready, Be Respectful and Be Safe'**, which are applicable to a wide variety of situations.

Be Ready


- I will help myself and others to learn by being in the right place, with the right equipment and ready to listen and complete my work.

Be Respectful

- I will listen and talk politely to adults and other pupils;
 - Look after equipment and other people's possessions.
 - Respond quickly to instructions
 - Move around school quietly and on the left-hand side in an orderly manner
 - Raise hand to ask / answer questions
 - Stay in place as appropriate Cottam Primary School
- Behaviour Policy September 2024 4
- Work hard at tasks set
 - Put litter in the bins

Be Safe

- I will be kind and look after myself and others, following appropriate instructions from adults.
- Zero tolerance for any form of aggression or violence towards others
- Resolve arguments or conflicts by discussion
- Respond immediately to instruction




PE Days



PE days for Year 4 are Tuesday and Thursday's which is swimming. Please ensure your child comes to school in their PE kits on these days.

Remember, no earrings can be worn for PE.




orest School

Forest School is an inspirational process that offers all learners regular opportunities to achieve and develop confidence and self-esteem through hands-on learning experiences in a woodland or natural environment. It is a specialised learning approach that sits within and compliments the wider context of outdoor and woodland education.

At Cottam, we teach Forest School lessons so that all the children have a chance to develop a wide range of skills that they wouldn't otherwise have the opportunity to do so inside the classroom. It also supports our children's self-esteem and confidence and allows them the chance to achieve things they thought they might not have been able to previously. More information will come out via email when your child is due to take part.

We believe that outdoor learning is something all children should have regular access to in order to better develop their understanding of the world around them, apply learning from a variety of different subjects and sustain a healthy lifestyle.



Snack

Healthy Snack


In Key Stage 2 children are able to enjoy a healthy snack at break time. Fruit is always available from school or children are welcome to bring in their own healthy snack. We have a number of children with nut allergies across school and are therefore a **Nut Free School**. Please do not send your child to school with any snacks containing nuts.

A healthy snack may include: fruit, cereal bars, crackers, cheese strings, rice crackers, etc.

In Key Stage 2 children are also able to order toast to enjoy as a snack. This must be preordered and paid for through Parentpay prior to children receiving it.

Milk

Cool Milk supply school with milk for our children. Children under the age of 5 are entitled to free milk but must be registered through the Cool Milk website by a parent or carer to received their entitlement. Children over the age of 5 are also able to have milk in school but this must be paid for through the Cool Milk website by a parent or carer.




Attendance

School attendance target is 97%

We have a weekly award in assembly for the class with the best attendance.




DID YOU KNOW? A two week holiday in term time means that the highest attendance you can achieve is 94.7%



Punctuality

The school doors open at 8.40am.



"This classroom is a place to grow,
explore, and shine. Let's make it an
amazing year!"

