



Croeso i Blwyddyn

Welcome to Nursery & Reception



Class Teacher: Miss Edwards


Support Staff: Mrs Edwards, Mrs Pritchard, Mrs Tarran, Mrs Broadbent, Mrs Woolley, Miss Wright

Our class topic is: **Toys and Tales**

Here are some of the ways in which your child will be learning during this Autumn term.

LANGUAGE, LITERACY AND COMMUNICATION

Class texts:



Amongst Others!

Some of the activities we will be undertaking:

- Shared reading
- Shared writing
- Phonics
- Expanding vocabulary relating to the topic
- Role play

CYMRAEG:

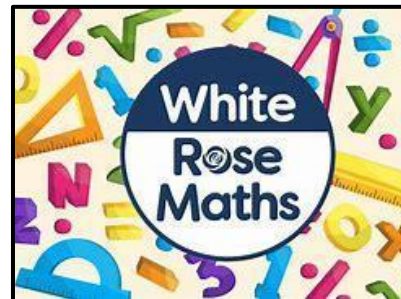
The Reception children will follow the Fflic a Fflac scheme as well as the Flintshire County Council Language continuum to develop Welsh in primary schools.



MATHEMATICS AND NUMERACY


We use the White Rose Maths scheme to learn about:

- Sorting and matching
- Comparing - more than/less than/the same as
- Measure by comparing size
- Pattern as a repeated unit
- Shapes in the environment
- Number names and ordering
- Counting using one to one correspondence
- Number through indoor and outdoor play.



RVE

We will be following the Religious Education Curriculum Directory – To Know You More Clearly

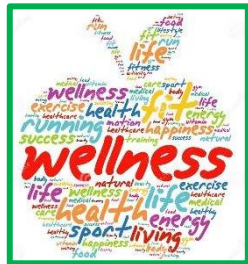


The topic for the first half term is Creation and Covenant which celebrates God's beautiful world.



HEALTH AND WELLBEING

Some of the activities we will be focussing on this term:



Some of the activities we will be focussing on this term:

- Toy obstacle course
- Feelings sorting
- Sharing and turn taking
- Understanding routines and rest
- Safety

EXPRESSIVE ARTS

Some of the activities we will be focussing on this term:


- Toy portraits
- Mixed media collage
- Toy Soundscapes
- Toy Marching Band
- Toy Dance
- Freeze Frames



SCIENCE AND TECHNOLOGY

Some of the areas we will be focussing on this term:

- Materials
- Forces and motion
- Sound
- Designing and making



HUMANITIES

Some of the activities we will be focussing on this term:

- Toys Past and Present
- Toy Timeline
- Toys Around the World



Digital Competency:

Some of the activities we will be focussing on this term:



- Toy animation
- Databases
- Pictograms

Important information for you to know:

- **P.E:**
Nursery and Reception will have PE on a Friday. Children need to come to school dressed in their PE kit. PE kit is a white t-shirt, black shorts, leggings/joggers and trainers or pumps.
- **PPA:**
Planning, preparation and assessment time for me is on a Tuesday.
- **What children should bring to school:**
A coat for outdoor learning activities.
£1 per week for snack which can also be paid through School Spider.
- **Weekly home learning tasks:**
Reception children will bring home a little red sound book. This will contain letter sounds initially and then sight words to be learnt.

How to help at home:

During the term your child will be taught to develop their reading, oracy and writing. They will be encouraged to form all letters correctly and recognise capital and lowercase letters.

Here are some additional suggestions which may be useful...

Language, Literacy and Communication		
Oracy	Reading	Writing
Talk to your child about their day in school. Ask them open questions and encourage them to include details in their responses. Model good language use and patterns by repeating words and phrases back to your child if they do make any errors.	Look for print in the environment. Share books and stories with your child on a regular basis. Help your child to learn their letter sounds and words that they bring home by practising them daily.	Encourage your child to develop their gross motor skills through activities such as pushing and pulling, climbing, swinging, running and jumping etc. These need to be developed before children can develop their fine motor skills effectively. Provide opportunities for playing with dough, threading, using scissors etc. to strengthen their hands and develop fine motor skills which will help with their ability to be able to hold a mark making implement correctly.

Through the term your child will be taught to develop their mathematical skills in a variety of ways.

The following may help.....

Using & applying	Number	Shape, Space & Measure
Help your child to use the maths they know in their everyday lives e.g. counting, sharing, asking how many more etc.	Look for numbers in the environment. Count objects as the opportunities arise. Practise rote counting.	Look for and name the shapes that can be seen all around. Ask questions such as is it longer, shorter, heavier, lighter etc.

Websites to support your child's learning:

www.bbc.co.uk/cbeebies

www.bbc.co.uk/bitesize

www.oxfordowl.co.uk