

Welcome to Reception

Wednesday 3rd June 2026



Housekeeping

- * Fire Alarm
- * Sign In Sheet
- * Starting Reception Booklet
- * Admission Forms
- * Children not at Rode Heath Pre-School



New Starter Meetings

June 2026

- * Meet the Team
- * General Overview
- * Curriculum Overview
- * Getting Started at School

September 2026 (Drop-In)

- * Curriculum Detail
- * Classroom & Resources
- * How we learn in Reception
- * Tapestry
- * Talk to the staff
- * Home Learning & Reading
- * Behaviour & Rewards




Meet the Team



SENCo

Miss Hayley Scott



Administration

Mrs Claire Powell

All Stars



Senior Leadership Team

Mr John Frankland (Head)

Miss Michelle Moss (Asst Head)

Mr Alistair Scott (Asst Head)



Middays



Teaching Assistants

Miss Joanne Street

Miss Millie Robinson

Class Teachers

Mrs Julia Adams

Mrs Hannah Barnett



Site Team

Communication



Class page updated weekly



School Spider
Communication App



School Office

Your first point of contact
for absences, messages,
pick-up changes, e-mails



Password for child
collections



All Stars



Daily
7.30am – 6.00pm



Drinks and
Snacks



Relaxed
Atmosphere



School Holidays
8.00am-5.00pm



Familiar Staff

Parent, Teacher & Friend Association



Chaplins
antos 4 Kids




Lunches

SPRING/SUMMER 2026 MENU		WEEK 1				
		MONDAY	TUESDAY	WEDNESDAY	THURSDAY	FRIDAY
HOT DISHES	OPTION 1	Arrabbiata Pasta Bake 🌱 🍴 🍷	Katsu Chicken with Wholegrain Rice 🍴 🍷	Roast Chicken with Roast Potatoes and Gravy 🍷	Beef Lasagne Served with garlic bread & fresh salad	Southern Fried Chicken served with Chips, peas or beans
	OR					
	OPTION 2	Chinese Vegetable Noodles 🌱	Vegetable and Bean Chilli Pitta 🌱	Bean and Cheese Pastry Turnover with Roast Potatoes and Gravy 🌱	Macaroni Cheese 🌱 🍷	Quorn Dippers Served with chips, peas or beans 🌱
OR						
OPTION 3	Jacket Potato served with Cheese or Beans 🌱	Jacket Potato served with Cheese or Beans 🌱	Jacket Potato served with Cheese or Beans 🌱	Jacket Potato served with cheese or beans or salmon mayo 🌱 🐟	Fish Fingers Served with chips, peas or beans	
HOT DISHES ARE SERVED WITH TWO VEGETABLES						
DESSERT	Freshly Cut Fruit and Yoghurt Pots 🌱	Chocolate Cookie	Crispy Crackle Bar	Chocolate Brownie 🌱	Chocolate Ice Cream	

AVAILABLE DAILY
Fresh fruit, salad, yoghurt and water

🌱 Vegetarian 🍴 Vegan 🐟 Oily Fish 🍷 Fruity! 🍴 Wholegrain 🍷 Nutritionist's Choice

Our menu is subject to change. Please be assured that all notified medical diets and allergy requirements will be safely catered for.

 Chartwells
Schools



SO MUCH MORE THAN FOOD

Welcome Parents



Benefits of school meals



Making Children Healthier

Our dedicated team of Nutritionists and Chefs work hard to ensure we are always considering **children's nutritional needs** and meeting the **Government's School Food Standards**.

Every Chartwells school meal will offer:



Starchy carbohydrate



(for energy)



We also cater for children with medically diagnosed **allergies & intolerances!**



We have reduced the sugar & met Government targets

By **reformulating recipes**, increasing **fruit content** and **working with our suppliers**, we have reduced the total sugars in our desserts by over **30%**



They are FREE for Key Stage 1

Regardless of household income, school meals will be **free!** What are you waiting for? Just ask your **school office** to sign your child up today!

You could save around **£400** a year!



Pupil performance

A healthy school meal provides the appropriate nutrients and energy for a child, which may help to improve **behaviour, concentration** and ability to take in new information!



SPRING/SUMMER MENU 2026

Our new menu builds on the meals children already enjoy, designed to improve choice and nutritional balance. Our changes have been shaped by feedback from clients, parents, children, and our operational teams on the ground, but our mission remains the same; to feed children delicious and nutritious meals they will enjoy, safely.

KEY FOCUSES HAVE INCLUDED:

Bringing back old favourites

Additional jacket potato toppings

Incorporating fibre; beans, pulses and lentils into new and existing dishes

Credible plant based and plant forward options

Strong recipes Tuesdays and Thursdays

**TRIED,
TESTED,
THUMBS UP**

Tasty, adventurous, but also familiar. All dishes are tried



Chesterwells

Theme days



TERM 1

SEPTEMBER

THEME DAYS
Talk Like A Pirate Day

PARENT COMMS
Local Newsletter Comms

BTCK WORKSHOPS
Healthy Eating



OCTOBER

THEME DAYS
Out of This World
Diwali

PARENT COMMS
New Menu Newsletters

BTCK WORKSHOPS
My Young Mind



NOVEMBER

NEW AW25 MENU LAUNCH
MONDAY 3RD NOV

THEME DAYS
Let's Rocket

PARENT COMMS
Local Newsletter Comms

BTCK WORKSHOPS
Energy



DECEMBER

THEME DAYS
Christmas Lunch

PARENT COMMS
Local Newsletter Comms

BTCK WORKSHOPS
Green Santa



TERM 2

JANUARY

THEME DAYS
Pizza the Action

PARENT COMMS
Local Newsletter Comms

BTCK WORKSHOPS
Eating Sustainably



FEBRUARY

THEME DAYS
Lunar New Year
Pancake Day

PARENT COMMS
Local Newsletter Comms

BTCK WORKSHOPS
Energy



MARCH

THEME DAYS
World Book Day

PARENT COMMS
Local Newsletter Comms

BTCK WORKSHOPS
Eating Sustainably



ANNUAL ACTIVITY
CALENDAR
2025 - 2026

BTCK - Beyond the Chartwells Kitchen

TERM 3

APRIL

NEW SS26 MENU LAUNCH
MONDAY 13TH APR

THEME DAYS
St George's Day

PARENT COMMS
New Menu Newsletter

BTCK WORKSHOPS
Food Waste



MAY

THEME DAYS
World Bee Day
Fiesta Fun

PARENT COMMS
Local Newsletter Comms

BTCK WORKSHOPS
Flight of the Bumblebee



JUNE

THEME DAYS
World Cup

PARENT COMMS
Local Newsletter Comms

BTCK WORKSHOPS
Eating Sustainably




JULY

THEME DAYS
Class of '26

PARENT COMMS
Local Newsletter Comms

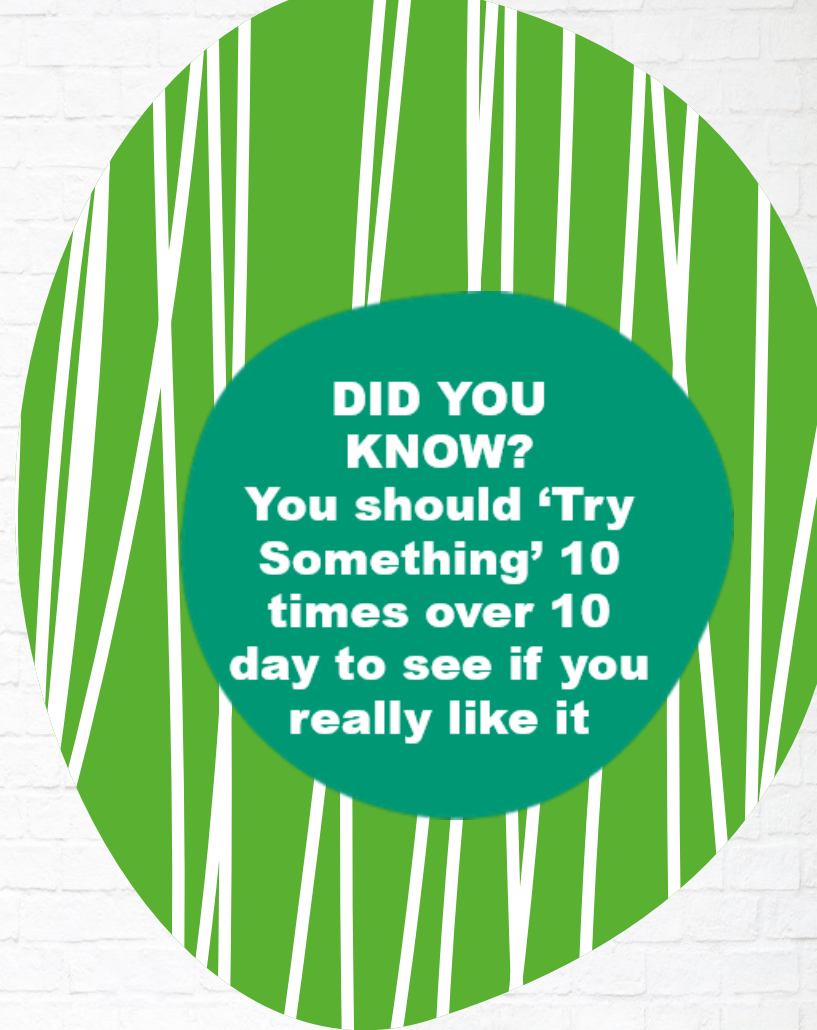
BTCK WORKSHOPS
Energy



Watch this
Space

Autumn Term:
September
2026 Onwards





DID YOU KNOW?

SCHOOL MEALS ARE FREE FOR ALL PUPILS IN RECEPTION, YEAR 1 & YEAR 2



Save up to £457

with **FREE** school meals

All of our school meals are nutritionally balanced and meet the School Food Standards.

We ensure that children's favourite dishes are featured on our menu and also cater for allergens and intolerances.

Making a home-packed lunch for your child each day can be time-consuming and expensive.

School meals can relieve some of this pressure by providing a hot, nutritious lunch for your child, every school day.



Chartwells
So much more than Fantastic Food



[Apply for free school meals - GOV.UK](https://www.gov.uk)

 **Chartwells**
So much more than Fantastic Food

Key 'Take Aways'

- Encourage your Children to Try new things
- Include your Children when making food choices
- Support your Children in being as independent as possible using a knife and fork
- Take advantage of Free School Meals
- Encourage your Children to talk to the Catering team – 'Take all you need, but eat all you take'
- Talk to us



**THANK YOU
FOR LISTENING!**



Uniform

Name everything!

We wear our school uniform with pride...



- * Navy jumper or cardigan (badged)
- * White polo shirt, shirt or blouse
- * Grey trousers, skirt or pinafore
- * Plain grey or white socks or tights
- * Black shoes (no laces / trainers)
- * Waterproof coat (in school every day)
- * Discreet hair accessories (school colours)
- * No smart watches
- * Small stud earrings only (removed on PE days)
- * No nail polish / party tattoos

P.E Kit



House polo shirt



School tracksuit or plain black/navy only

Name everything!



VELCRO or SLIP ON pumps / trainers (no laces please)



Black shorts

House Teams – Reception 2026

House Teams - Reception 2026-2027



ASH

Theodore
Finley
Sophia
Zara
Macie
Ivy
Willow
Harry

BEECH

Hugo
Carter
William
Theo
Hayden
Charlotte
Elina

OAK

River
Ayla
Beatrice
Lily
Thea
Darrien
Megan
Caleb

WILLOW



Phoebe
Mia
Niamh
Max
Eloise
Miyah
Milo

Our School Values



Our School Day

8.45am – 3.15pm



We will welcome the children outside the door on the Key Stage 1 playground

Lunch



11.50 – 12.50

We will bring the children to the Pre-School door for collection.

Please help us to find you and keep the children safe by waving / moving forward only when your child is at the front of the line.

A Typical Day in Reception

Morning

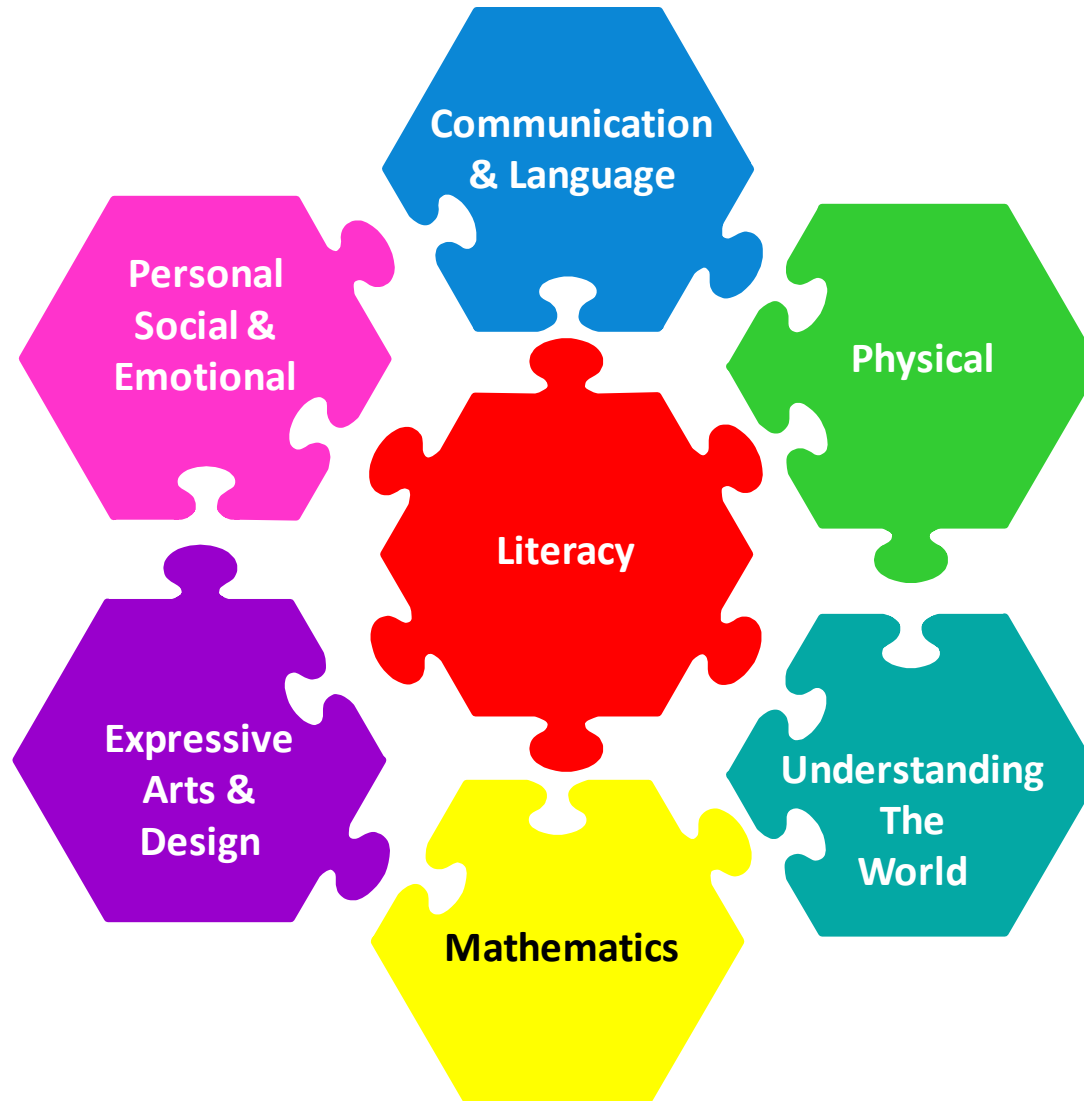
- 8.45am - Register & Activities
- 9.10am - Phonics
- 9.40am - Daily Mile/Wake & Shake
- 10.00am - Snack
- 10.25am - Assembly
- 10.45am - Literacy/Maths
- 11.50am - Lunch

Afternoon

- 12.50pm - Register
- 1.00pm - Guided Reading
- 1.30pm - Topic Time
- 2.30pm - Mastering Number
- 2.50pm - Story / Show & Tell
- 3.15pm - Home


Fruit is freely available in the afternoons

EYFS Curriculum



www.rodeheath.cheshire.sch.uk

PUPIL LOGIN SCHOOL TOUR COOKIES / PRIVACY



Rode Heath Primary School

"Inspiring learning; nurturing minds; achieving for life."

HOME | CLASSES | OUR SCHOOL | CURRICULUM | OFFICE | PRE-SCHOOL | RESOURCES | SCHOOLS DIRECT | GOVERNORS

Curriculum

Click on the links below for details of:

- [Our curriculum at Rode Heath;](#)
- [Curriculum subjects in detail;](#)
- [Early Years Foundation Stage \(EYFS\) - Pre School and Reception;](#)
- [Spiritual, Moral, Social and Cultural Development;](#)
- [Special Educational Needs;](#)
- [E-Safety;](#)
- [Wider Experiences;](#)
- [Science Project: Out of this World](#)



Tapestry



Online learning journal.



Observations of your child's learning at school.



Home Learning and useful resources



Reminders, resource requests and quick messages



Please share celebrations, milestones and achievements with us.



.



Snacks



Send in a **small** healthy snack
– a little tummy filler only

Name everything!

School milk in the morning
and fruit in the afternoon



Water



- * Named bottle
- * WATER only please
- * Bring every day
- * School milk is available every morning

Other Equipment

- * School Book Bag is supplied – please use it!
- * No big bags / rucksacks
- * Minimal belongings please
- * Spare clothes – only if needed regularly
- * No toys / sweets / special things from home
- * Forest school – we will message you about sessions.



'An Introduction to Forest School' on the Reception Class page of School Website gives you more information about suitable clothing

Medical Conditions



- * Complete admission form fully
- * Allergies must be notified
- * You may be asked for additional information
- * Medication to be kept in school e.g. inhalers
- * Short-term prescribed medication
- * Non-prescribed medication in some circumstances

Additional Information

- * Admission forms – please complete fully
- * Include an updated collection password
- * Permissions page in Reading Diary - complete and sign ASAP in September.



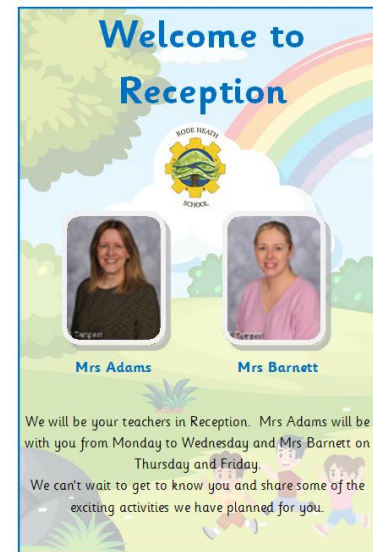
Visitors, Trips & Special Days

- * Community Visitors
- * Family Helpers
- * School Trips
- * Engineering
- * Charities
- * Theme Days
- * Performances



How can you help your child to be ready for school?

- * Practise managing own clothing
- * Practise independent toileting
- * Practise your morning routine
- * Talk positively about school
- * Share the 'Welcome' booklet
- * Discuss any worries
- * Name EVERYTHING!
- * Name recognition.
- * Come to the transition visits



How can you help your child once they start school?

- * Keep school books in book bags and bring in every day.
- * Encourage your child to manage their own belongings
- * Don't send in extra belongings, toys or clothing.
- * Read with your child at least 4 x per week
- * Help your child with home learning activities
- * Share both celebrations and concerns with us



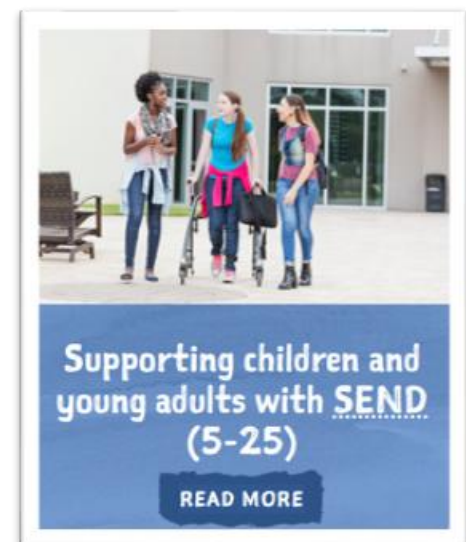
Common Worries / Concerns

- * Separation anxiety
- * Toileting & Bedwetting
- * Friendships
- * Settling in
- * Bumps and scrapes
- * Hitting and Biting

PLEASE TALK TO US – WE WILL WORK TOGETHER
TO FIND A SOLUTION



Extra Support



Any Questions?

- * Our door is always open (via email, telephone, Tapestry and face-to-face)
- * Please don't worry about things at home – get in touch!



Thank you

We look forward to seeing you at our New Starter visits
9.30-11.00am:

Weds 17th June

Thu 25th June

Weds 1st July

We will collect your children at the Key Stage 1 gate and
return them to you from the hall door.

Children at Pre-School on these days will be brought to the
sessions by staff.

