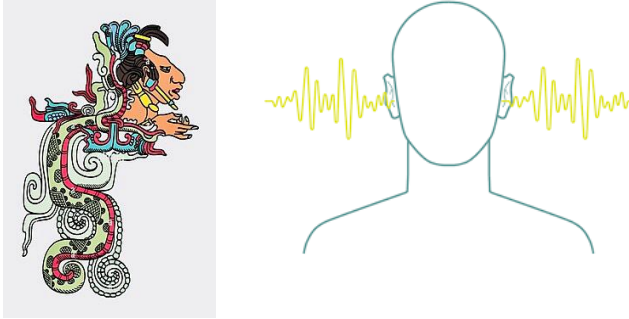




Ancient Maya and Sound Homework Web

Here are some activities for you to complete at home all about the Ancient Maya and sound. Please choose one to complete each week and hand in. You must complete at **least 5** by Friday 12th July 2026.

<p style="text-align: center;">Science</p> <p>Complete 1 or more of the science investigations below.</p>	<p>Create a set of top trumps about the different Mayan Gods. You could add some of your own.</p>	<p>Create a comic strip about the day in the life of a Maya person. Leader, farmer or child.</p>
<p>Research and design a meal for a Maya recipe. If you can, see if you can find the ingredients and try to cook it with an adult at home.</p>	 The image contains two parts. On the left is a colorful illustration of a Maya deity with a human face and a body composed of intricate, swirling patterns in red, green, and blue. On the right is a simple line drawing of a human head and shoulders, with a yellow sound wave passing through the ear area.	<p>Research the foods the Ancient Maya people liked to eat. Can you create a meal using the ingredients?</p>
<p>Research Pok a Tok and then design your own Maya themed ball game.</p>  A photograph of a large, circular stone ring with a hole in the center, mounted on a stone wall. This is a traditional Maya ball game ring.	<p>Research a Maya temple and using whatever materials you would like, create a model.</p>  A photograph of a large, stepped pyramid temple made of stone, set against a blue sky with some clouds. This is a typical Maya pyramid structure.	<p>Pick an area of Ancient Maya civilization from the following website and create your own poster/presentation to share with the class. You could use PowerPoint! https://www.bbc.co.uk/bitesize/topics/zq6svcw</p>

Science Investigations

Balloon Voices Investigation

You will need: A balloon, Scissors, A cardboard tube

1. Carefully cut off the neck of the balloon using scissors and throw it away.
2. Stretch the rest of the balloon over one end of a cardboard tube
3. Gently place one finger on the balloon, and talk down the cardboard tube. Can you feel what is happening?

Bottle Organ Investigation

You will need: Five bottles, A pencil, Water

1. Half fill one bottle of water and blow gently across the top.
2. Fill the other 4 bottles to different levels and blow across the top of them also.
3. Repeat the experiment by tapping the bottles. What do you notice?



Tapping Spoons Investigation

You will need: A jug, Two spoons, Water

1. Tap the 2 spoons together above the water. What type of noise do they make?
2. Tap the 2 spoons together under the water.
3. Can you hear anything?
4. Is the sound the same in both experiments?

