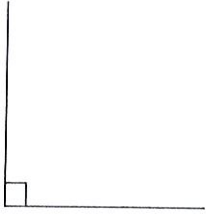
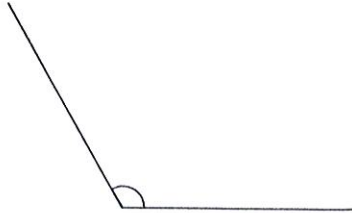


Types of Angles

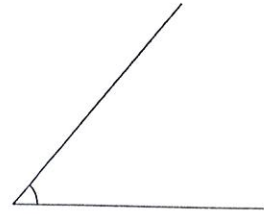
Look at the different angles.



A right angle measures 90° .



An obtuse angle measures more than 90° and less than 180° . Obtuse angles are greater than a right angle but smaller than a straight line.



An acute angle measures less than 90° . Acute angles are smaller than a right angle.

Write which type of angle each angle is.

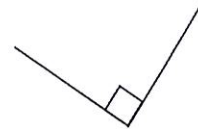
1)



2)




3)




4)



5)



6)



7)



8)

