

Year 3 Statistics


Tick your answer to each question, like in the example below. You can use any space left below or around a question for your working out, if you need it.

Example Question

$$435 + 376$$

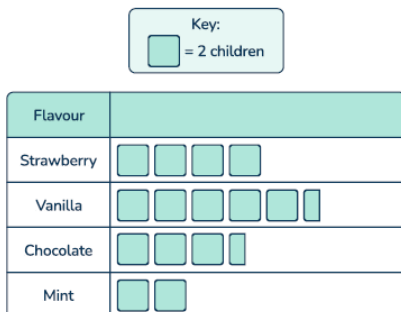
- a 701
 b 811
 c 821
 d 141

Each child in Chestnut Class was allowed to choose one toy from the toy shop. The pictogram shows how many children chose each toy.



Use the pictogram to answer questions 1 to 3.

Children in class 3 were asked to pick their favourite flavour of ice cream. The pictogram shows the results.



Use the pictogram to answer questions 4 to 6.

4 How many children chose vanilla?

- a 10
 b 11
 c 8
 d 6

1 How many children chose a cuddly toy?

- a Nobody chose a cuddly toy
 b 3
 c 4
 d 8

2 Which toy was the least popular in Chestnut Class?

- a Football
 b Video game
 c Paint set
 d Cuddly toy

3 How many more children chose a football than a paint set?

- a 6
 b 10
 c 5
 d 8

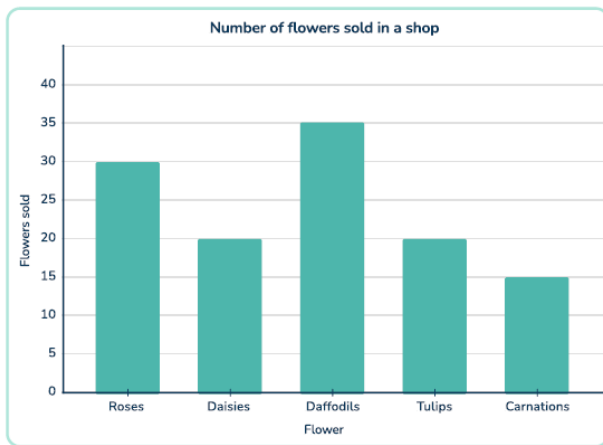
5 Which flavour did 4 children pick?

- a Mint
 b Chocolate
 c Strawberry
 d Vanilla

6 What is the difference between the most popular and least popular flavours?

- a 7
 b 4
 c $3\frac{1}{2}$
 d 3

The bar chart shows the amount of flowers sold in a flower shop.



Use the bar chart to answer questions 7 to 10.

7 How many daisies were sold?

- a 30
- b 20
- c 4
- d 35

The two-way table shows the different lunches that children had in Year 3 and 4.

	Year 3	Year 4
Hot lunch	18	7
Packed lunch	14	23

Use this two-way table to answer questions 11 to 15.

11 How many Year 3 children are having packed lunch?

- a 23
- b 18
- c 14
- d 7

12 How many children are having hot lunch in total across Year 3 and 4?

- a 25
- b 18
- c 7
- d 37

8 Which flower was the most popular?

- a Daffodils
- b Carnations
- c Tulips
- d Roses

9 How many more daffodils were sold than carnations?

- a 35
- b 50
- c 20
- d 4

10 Which flower did the shop sell 20 fewer of than daffodils?

- a None of them
- b Carnations
- c Tulips
- d Daisies

13 How many children are in Year 4 in total?

- a 32
- b You cannot know from the information given.
- c 16
- d 30

14 How many children are in Year 3 and 4 altogether?

- a 62
- b 30
- c 32
- d You cannot know from the information given.

15 What is the difference between the number of children in Year 4 who are having hot lunch and packed lunch?

- a 23
- b 16
- c 30
- d 7