

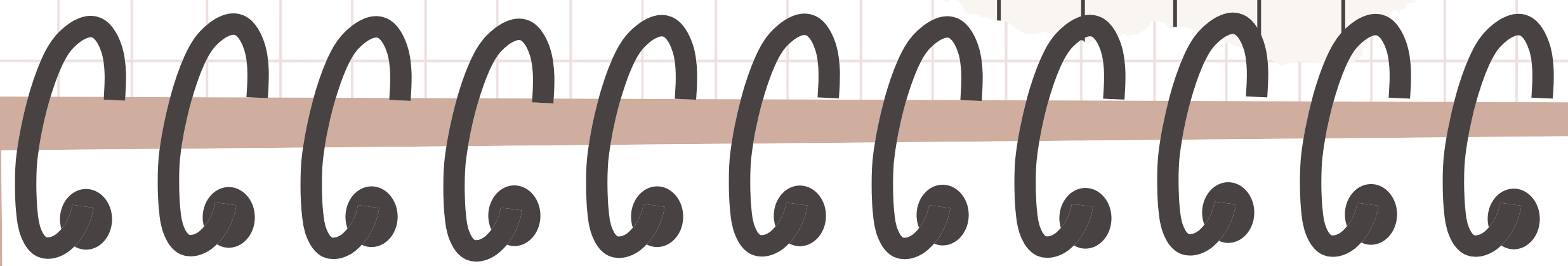


St Luke's C of E Primary School

# Nursery Welcome Pack





# A warm welcome!

We are absolutely delighted to welcome you and your child to our nursery at St Luke's C of E Primary School. This will be a major milestone, and we are committed to making this transition as smooth, happy, and exciting as possible for your little learner!

This welcome booklet has been put together to give you a head start on your child's nursery journey.


## What is included in this booklet:

- **Getting Ready for Nursery:** This starting nursery transition resource shows ways that parents and carers can help children to prepare for school. It includes two key checklists covering important early skills to keep track of your child's developing independence.
- **Guide to Potty Training:** Essential advice to ensure we are working in partnership to build your child's independence in self-care.
- **Early Maths: I Spy Numbers** - On each sheet, a number is represented in different ways, such as shapes, cubes, beads, and numerals. Challenge children to identify and circle the focus number.
- **Early Literacy: I Spy Letters** - Use this handy resource to help children with their letter recognition and their letter formation.

We cannot wait to take these first steps together.

Warmest regards,

**The Nursery Team**



# Getting Ready for Nursery

There are lots of ways to help your child get ready for nursery. Here are some key skills you can practise together at home.

## Ask a grown-up to help you practise:

- following simple instructions, such as to collect or put away an object;
- asking simple questions and talking in sentences;
- kicking and catching a large ball;
- holding and using pencils, crayons or paintbrushes to make marks;
- moving in different ways, such as hopping, jumping and running;
- taking turns when playing games together;
- using a spoon to eat and a cup to drink;
- using the toilet and washing and drying your hands;
- putting on your coat and shoes;
- talking about stories you've read together;
- saying number names in order to five;
- playing counting and number games;
- talking about people who are special to you and special occasions for your family;
- talking about what you see in the world around you;
- creating sounds and singing songs;
- playing make-believe games by pretending.



## Other things you can do:

- Ask a grown-up to write your name into all your clothes, including your coat.
- Practise talking about things you like and enjoy doing. What are your favourite toys to play with? What do you like doing with your family at home?
- Talk about how you are feeling. Can you tell a grown-up when you feel happy or sad?
- Read stories together and sing songs and nursery rhymes. What is your favourite story? Can you sing your favourite nursery rhyme?
- Talk about coming to nursery. Do you know anyone else who will be at your nursery? What are you looking forward to?



# I Am Independent: Nursery Readiness Checklist for Children

## I can...

Colour in the happy face when you can do this.

...put on my coat.



...say when I need to go to the toilet.



...wash and dry my hands.



...use a spoon.



...drink from a cup.



...tell others how I am feeling.



...choose what I would like to play with.




...ask others when I need help.



...join in with activities others are doing.




...say goodbye to my family when I spend time with others.



# EYFS Transition Record: Starting School

Name: \_\_\_\_\_

## I can...



recognise my name

write the first letter

copy my name

write my name

Comments:

## I can...

hold my pencil carefully

draw a face


colour in carefully

name the colours I use

Comments:



## I can...



put on my socks

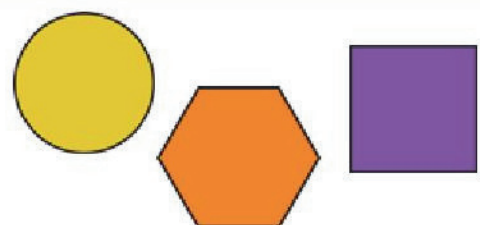
find my shoes

put on my shoes

fasten my shoes

Comments:

## I can...



count to \_\_\_\_\_

count a number of objects to \_\_\_\_\_

recognise some numbers

recognise spot patterns on a dice

recognise some 2D shapes

Comments:

## I can...

sing simple rhymes

sing and clap to a song

tap a beat

move to music

Comments:



## Getting Ready for School Checklist

### I can...

- find my coat
- put my arms into my coat
- fasten my coat
- fasten buttons on my clothes


Comments:



### I can...

- eat with a knife and fork
- pour myself a drink
- open my lunch box and packets/pots
- wash my hands before and after meals

Comments:



### I can...

- tidy away things I've used
- separate from my parent or carer independently/with support
- talk about how I am feeling
- select and use activities and resources

Comments:



### I can...

- wash my hands
- dry my hands
- go to the toilet when I need to
- wipe/clean myself when I've been to the toilet

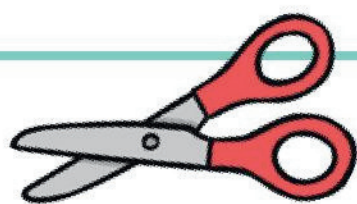
Comments:



### I can...

- cut along a line
- cut 'snips' into paper
- cut out a shape
- cut out shapes to make a picture

Comments:



### I can...

- say please when I ask
- say thank you when I get
- take turns talking in a group
- share toys with a friend

Comments:



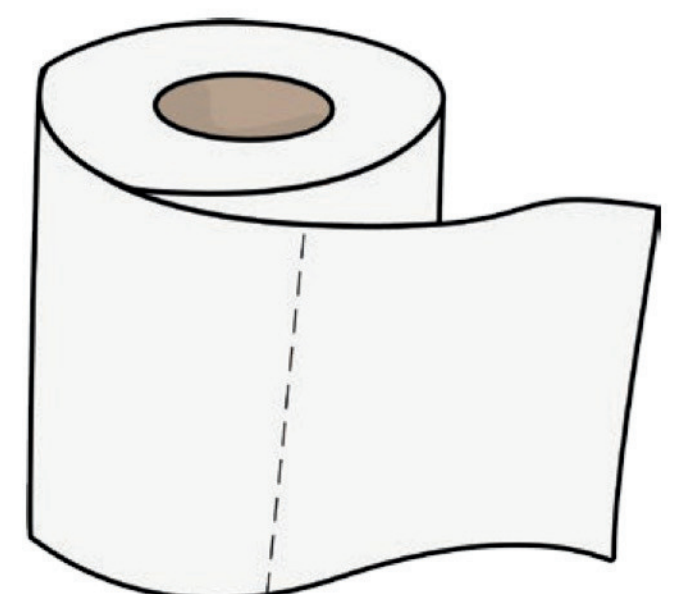
**My strengths and interests are...**

**My areas for support and future development are...**

# Potty and Toilet Training: Signs of Readiness Checklist


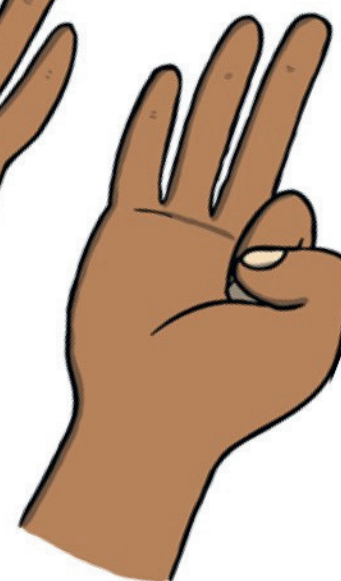
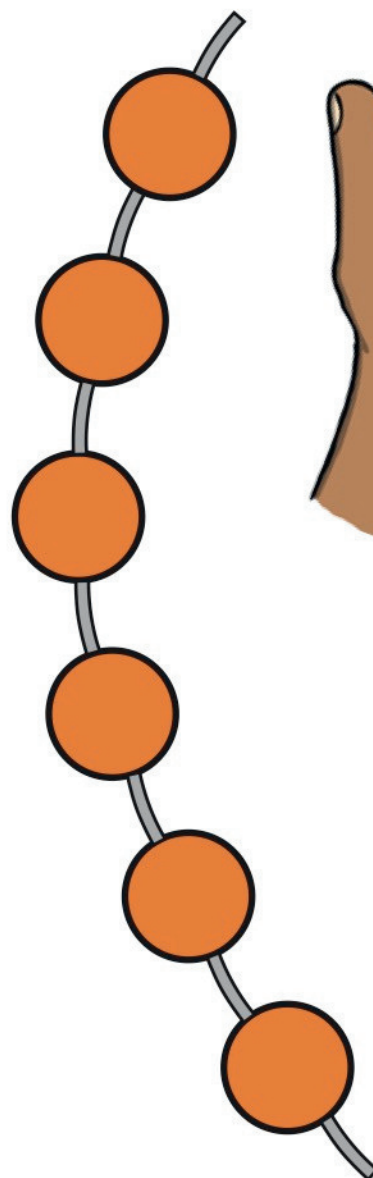
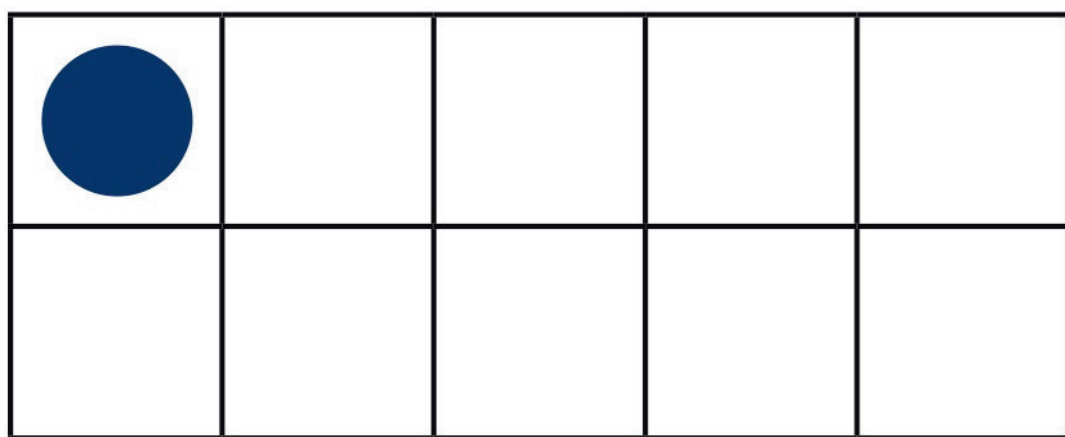

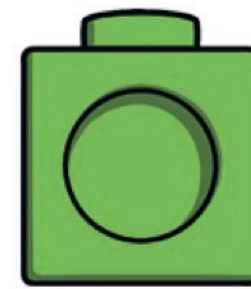



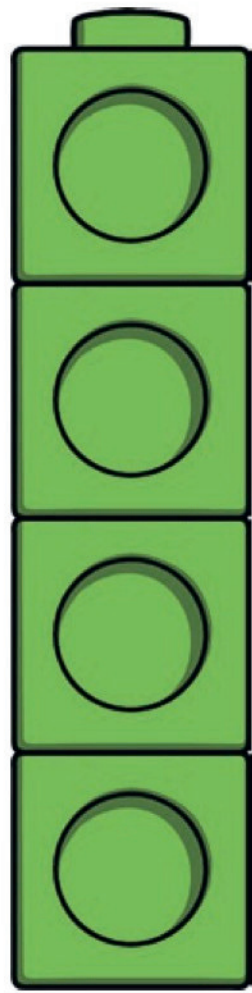
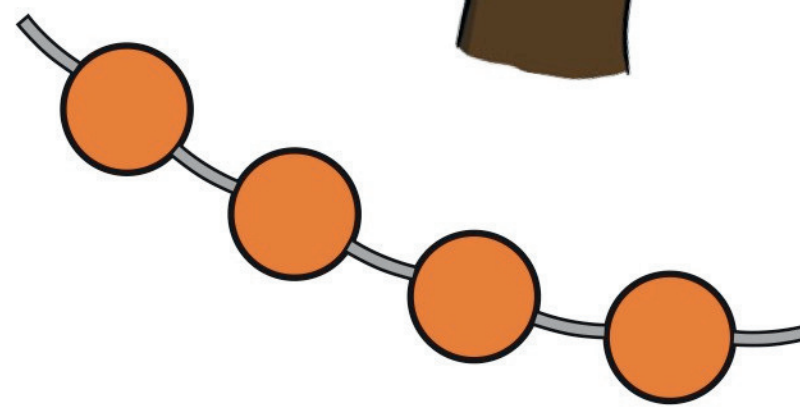

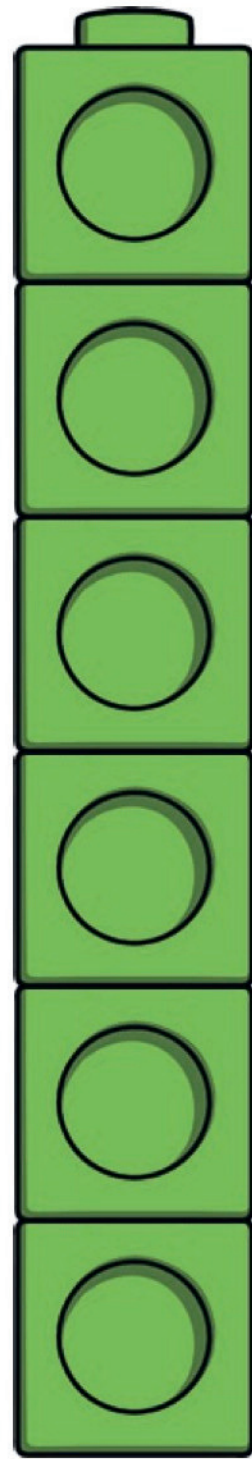
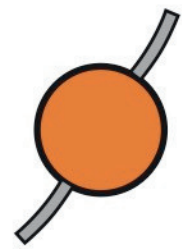

This checklist shows many of the signs children show when they are ready to move from nappies to pants. Use this checklist to help you decide how ready your child is for potty or toilet training. Remember each child is unique and children will develop muscle tone and readiness at different times.

- My child dislikes the feeling of wearing a wet or dirty nappy and may point out wet or dirty nappies.
- My child finds a place to hide when weeing or pooing in their nappy.
- My child is interested to watch when others use the toilet.
- My child role-plays using the toilet or potty in their play.
- My child does fewer but larger wees.
- My child's nappies are dry for periods of at least two hours at a time, then suddenly filled with a wee.
- My child has regular, well-formed poos at relatively predictable times during the day.
- My child wakes up dry after a nap.
- My child does not poo during the night.
- My child can sit down quietly in one position for two to five minutes.
- My child can pull their own pants, trousers or pyjama bottoms up and down.
- My child knows when they're weeing and can tell me that they're doing it.
- My child wants to be independent.
- My child can follow simple instructions, such as "Go and get your shoes".
- My child is generally cooperative.
- My child has words for wee and poo.
- My child can tell me what they have just done in their nappy.
- My child takes pride in their accomplishments.
- My child can show me with sounds or actions that they need to go, such as fidgeting, going very still or hiding.
- My child understands that things are put where they belong.
- My child is keen to please and enjoys praise.
- My child can sit themselves on the potty, and can stand up when they have finished.
- My child tells me they need to have a wee or a poo before they do it.




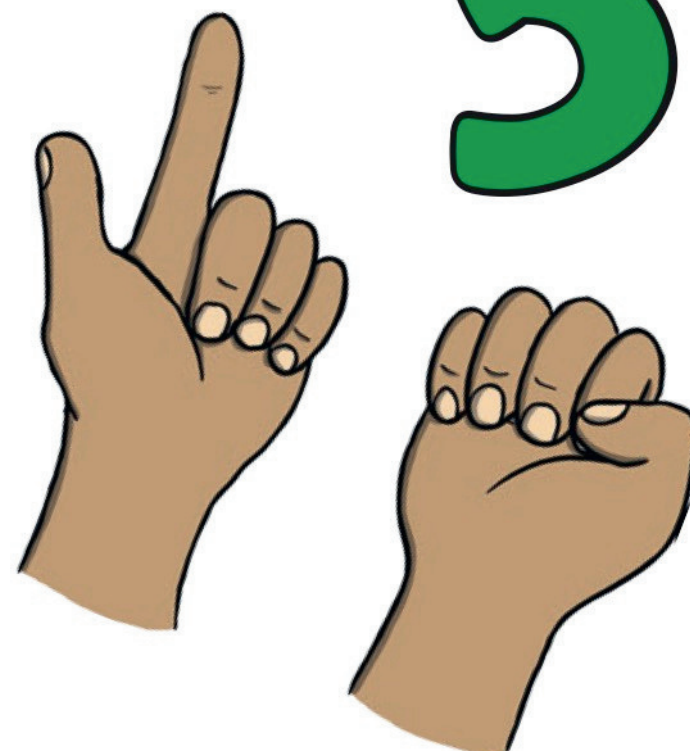
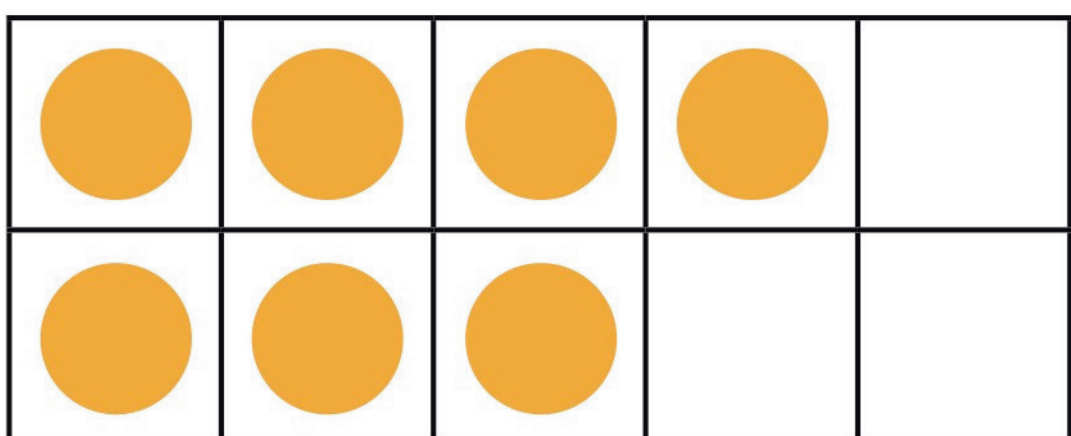
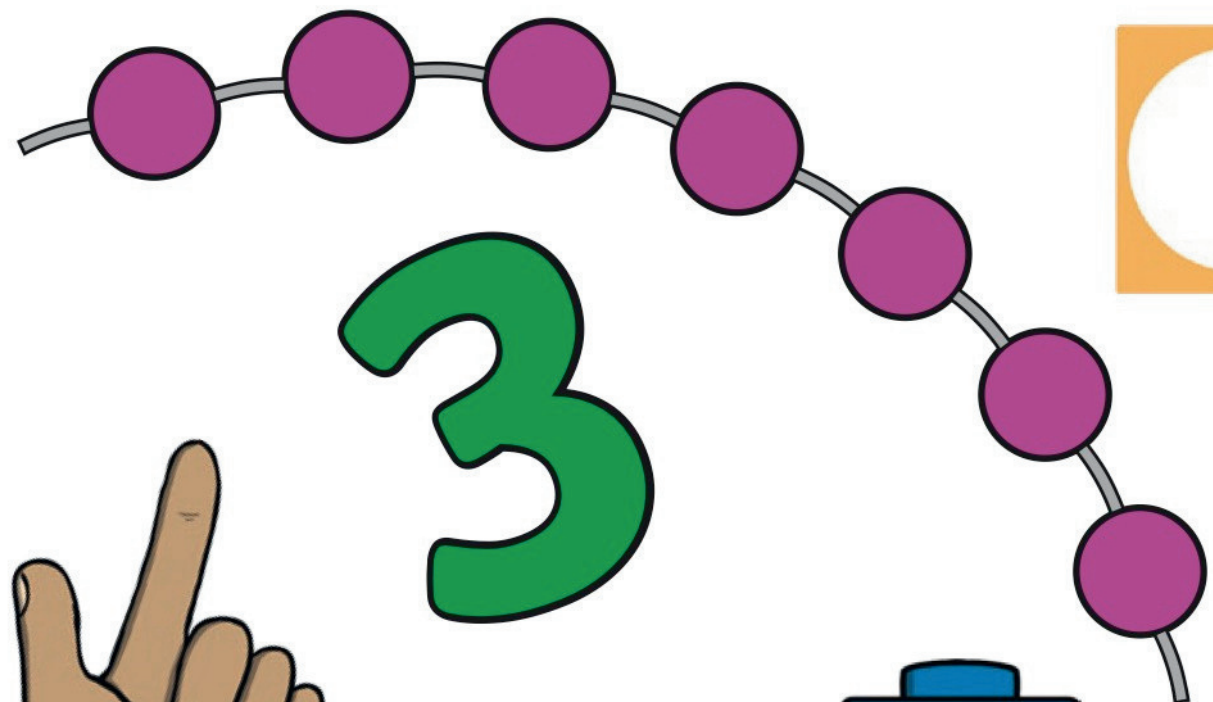
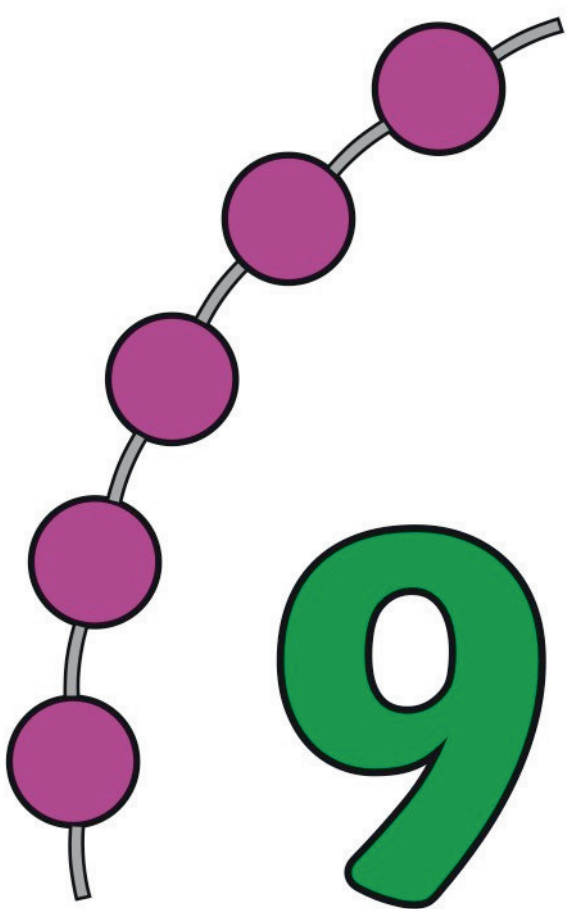
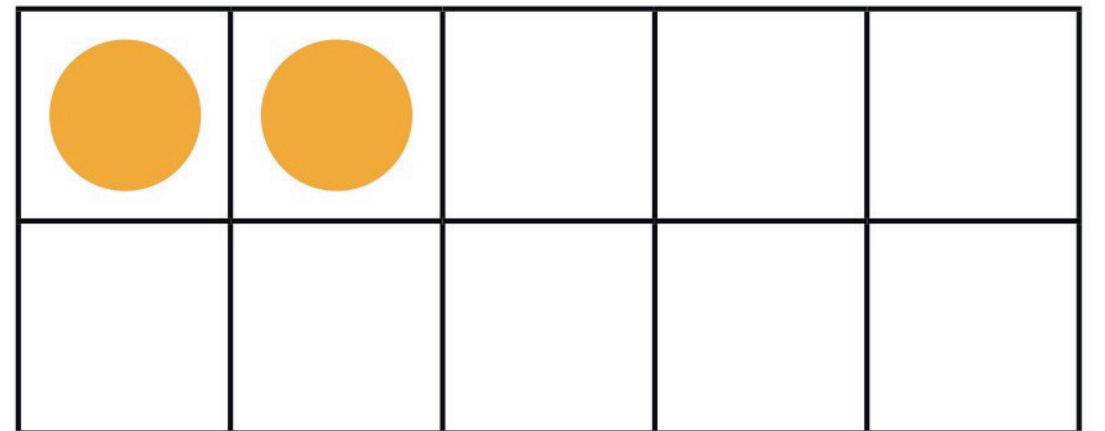


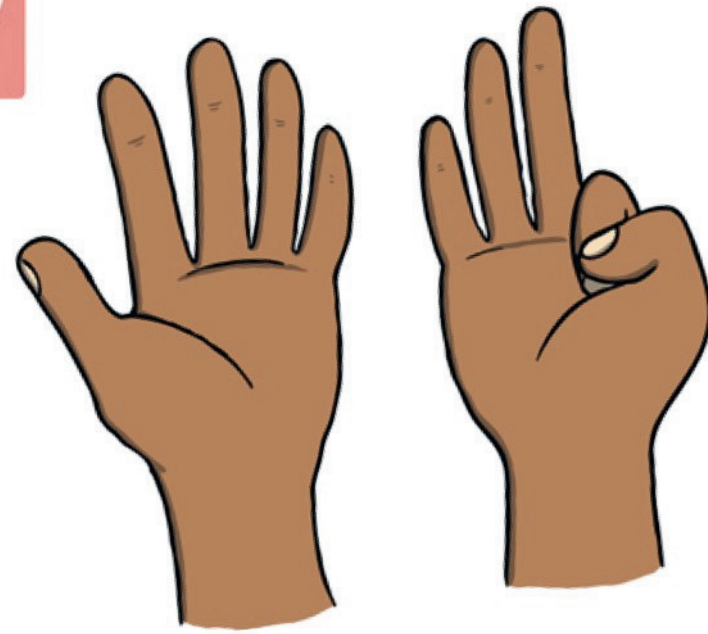
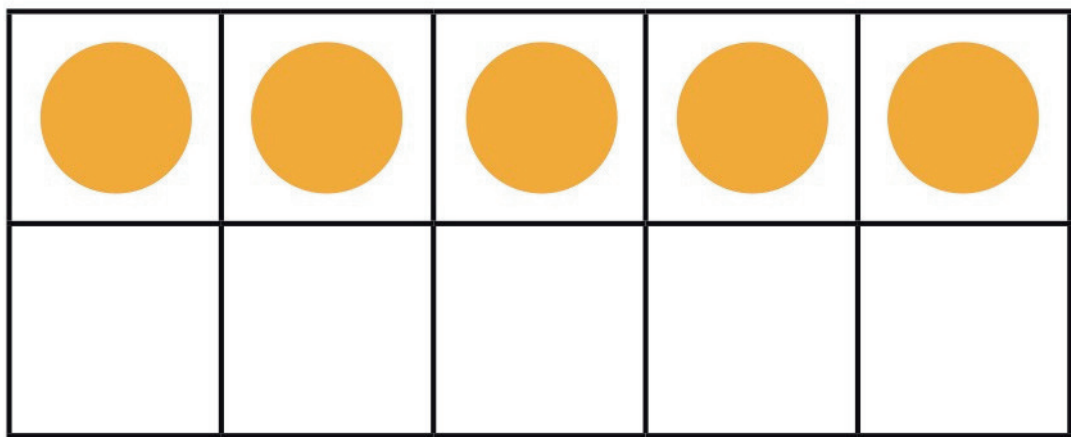
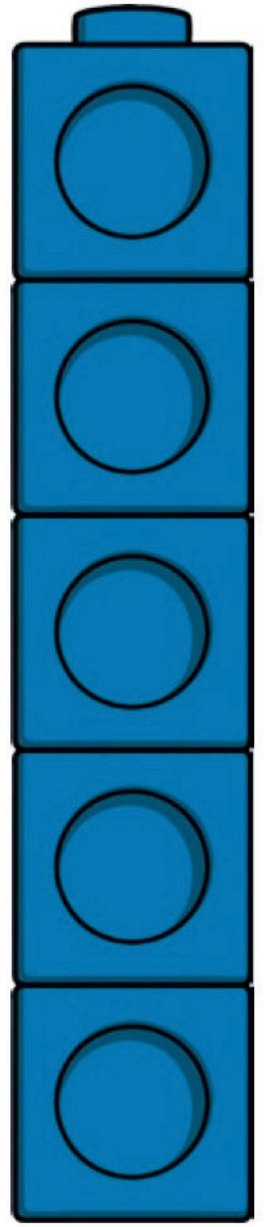


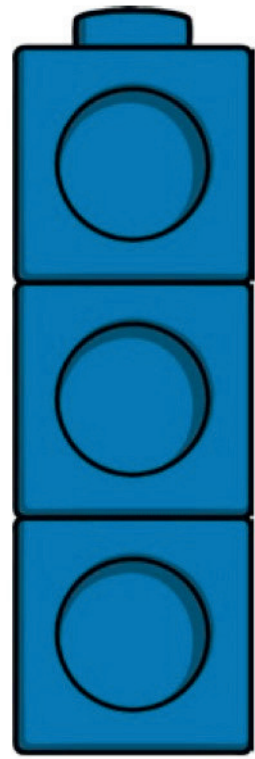
# I Spy Number One

Find and circle all of the number ones.



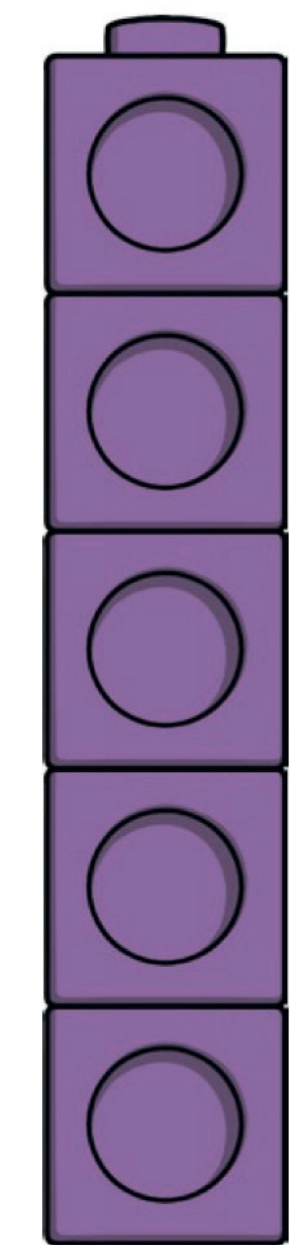
# I Spy Number Two

Find and circle all of the number twos.


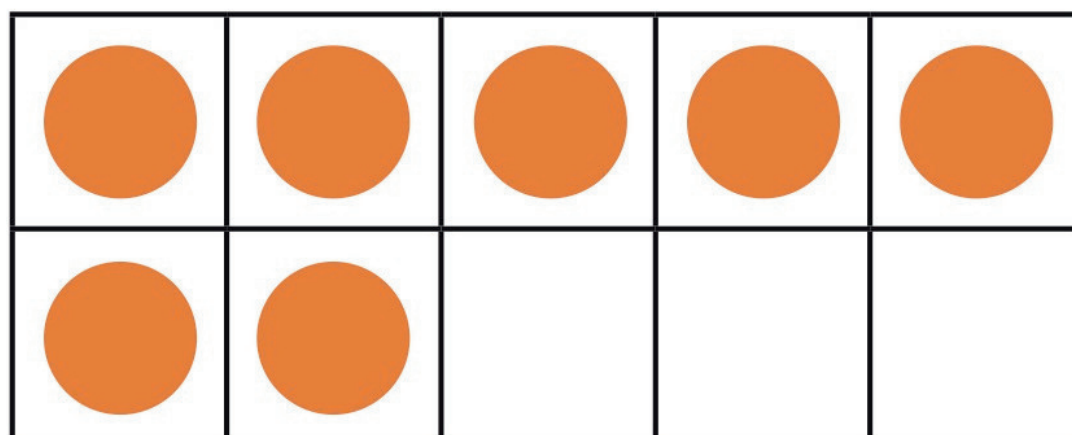
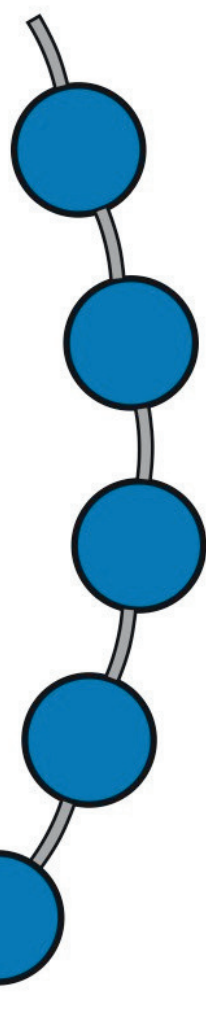


# I Spy Number Three

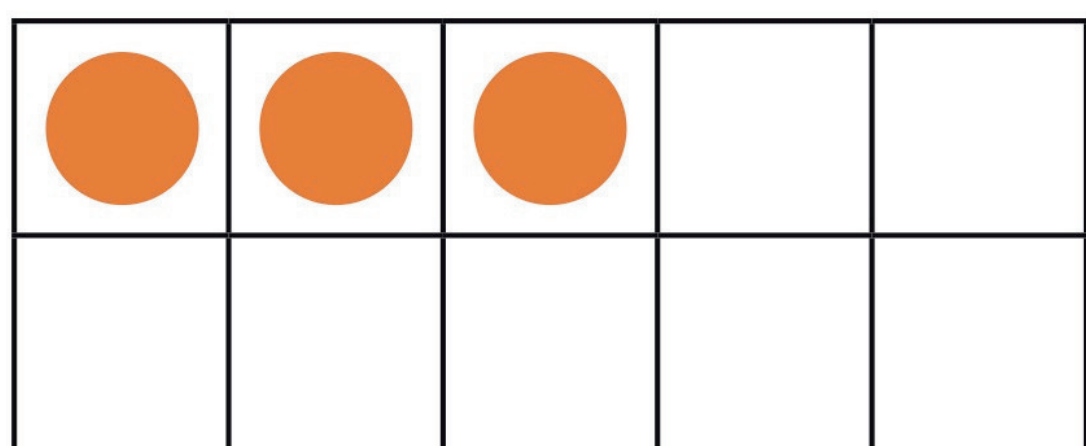
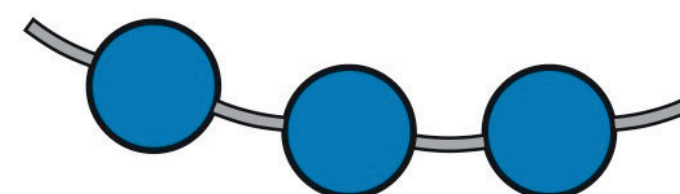
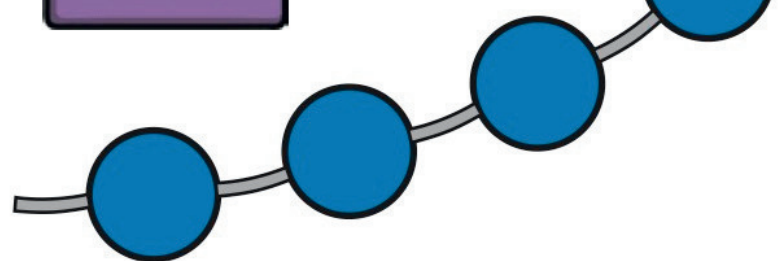
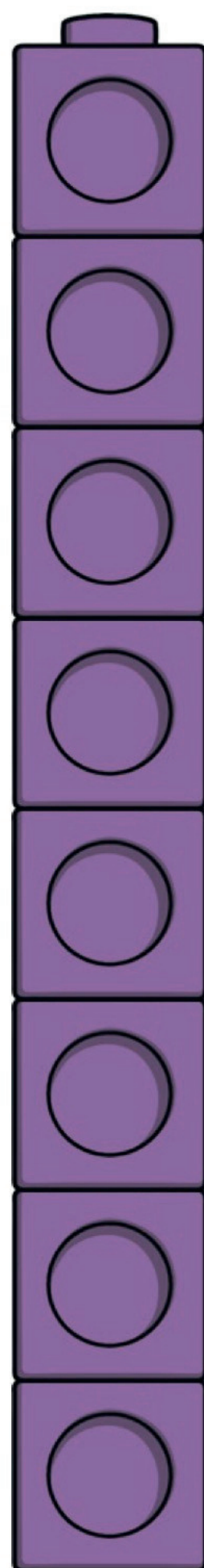
Find and circle all of the number threes.



4





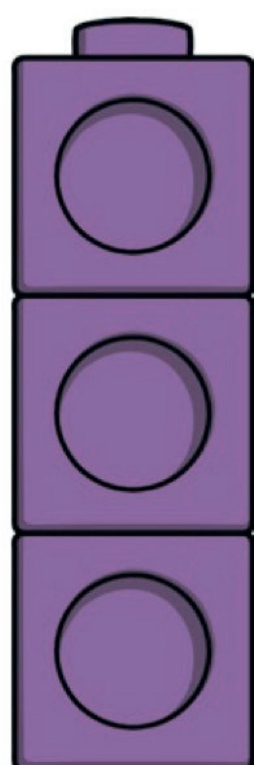


3




7



5





1

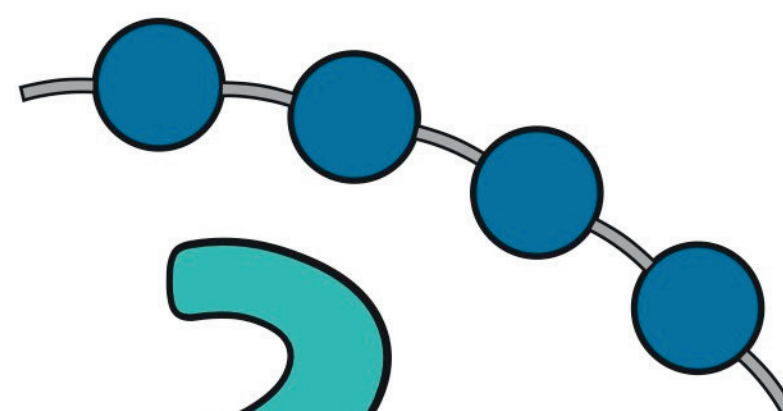
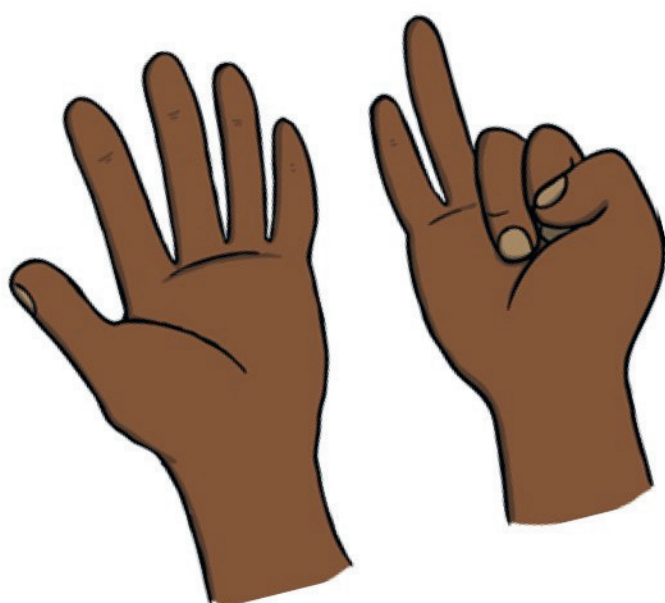



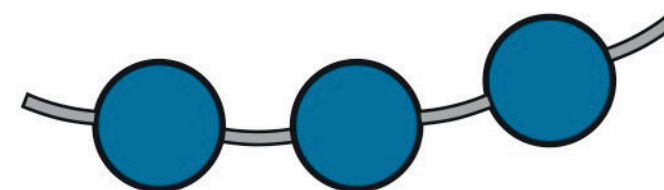


# I Spy Number Four


Find and circle all of the number fours.





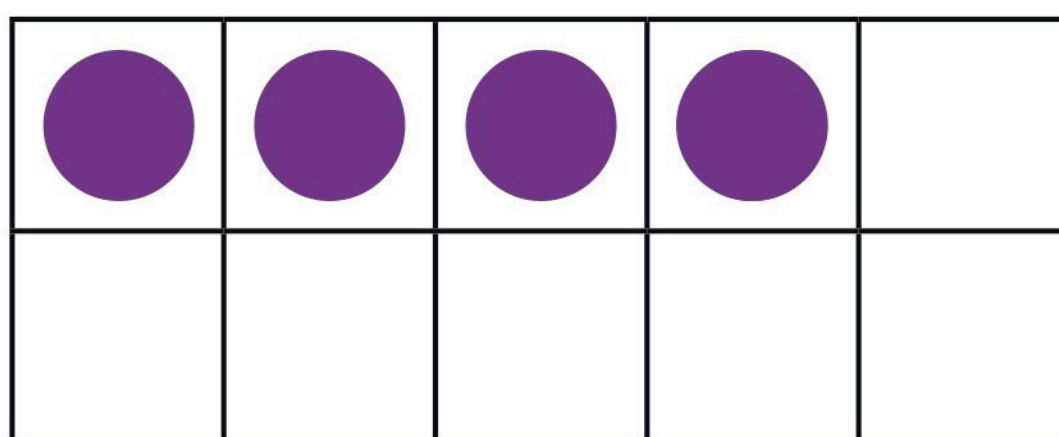

9




2



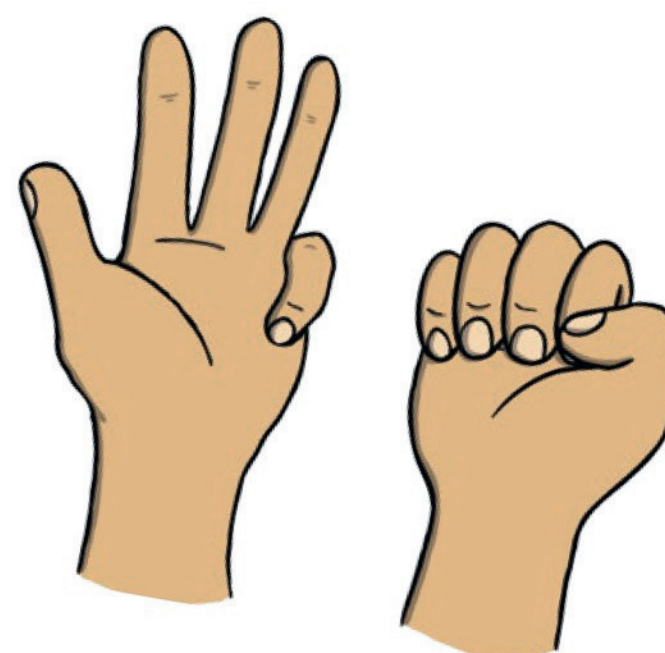
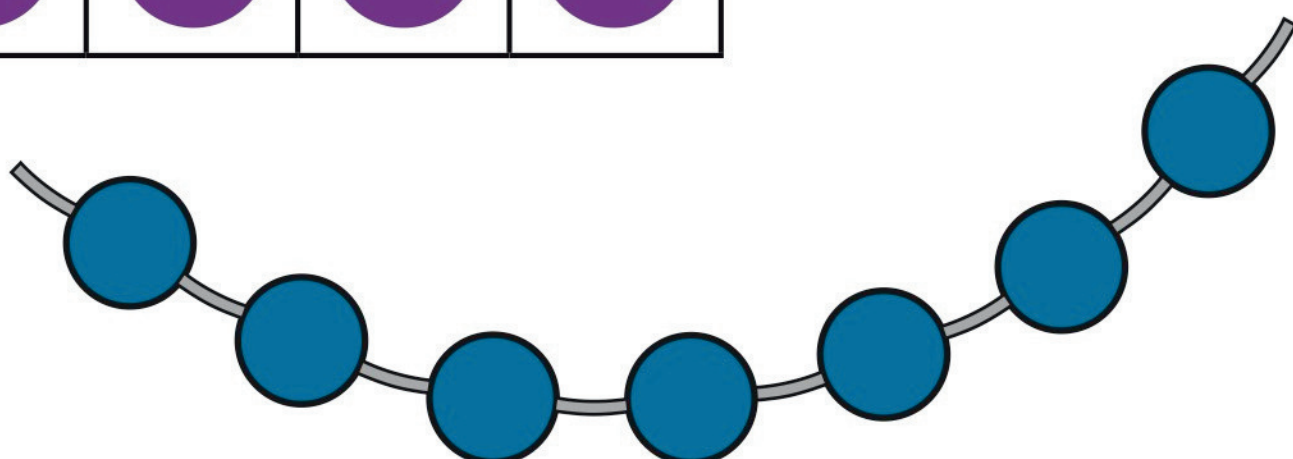
5



4



7


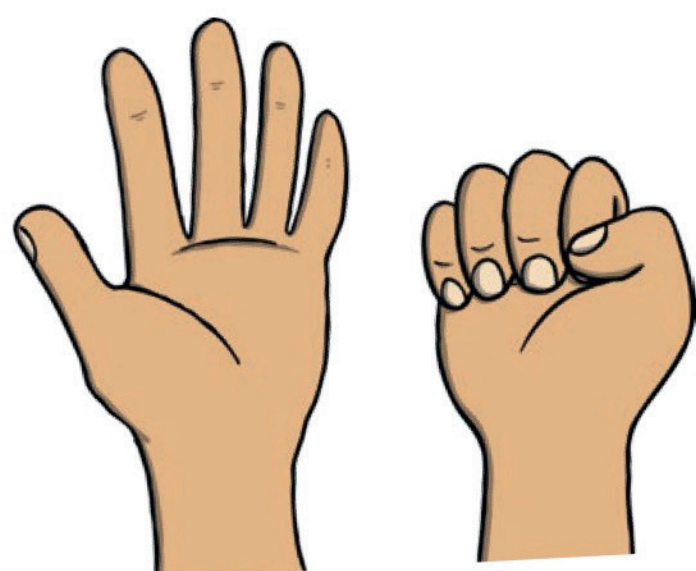
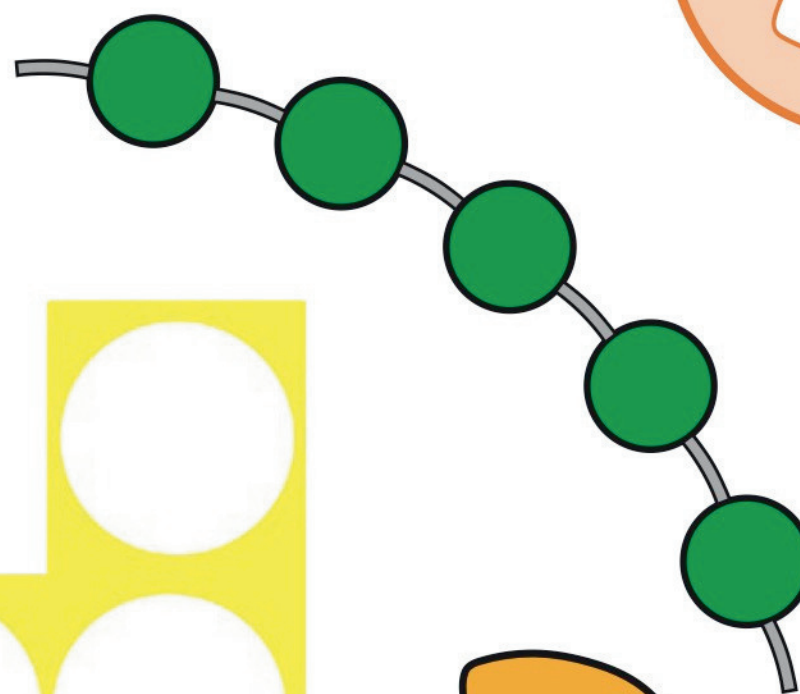



# I Spy Number Five


Find and circle all of the number fives.




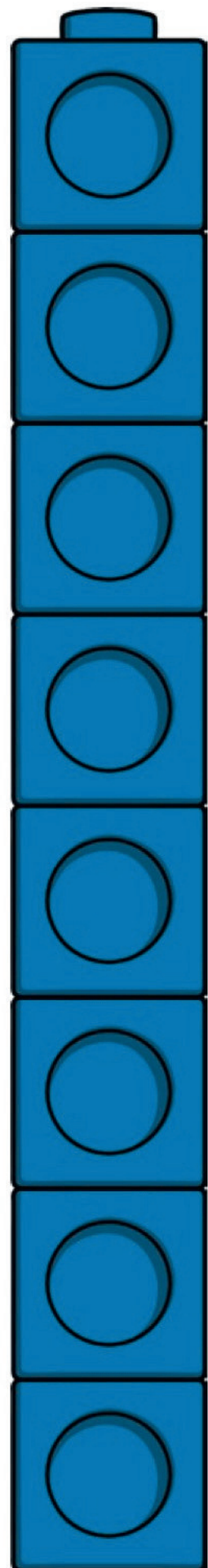
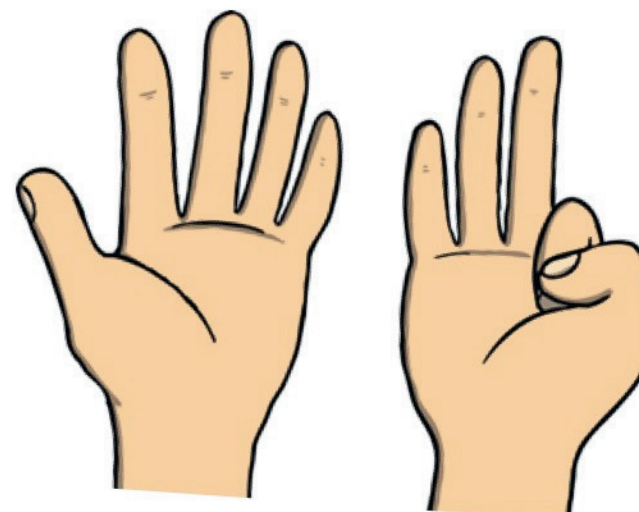
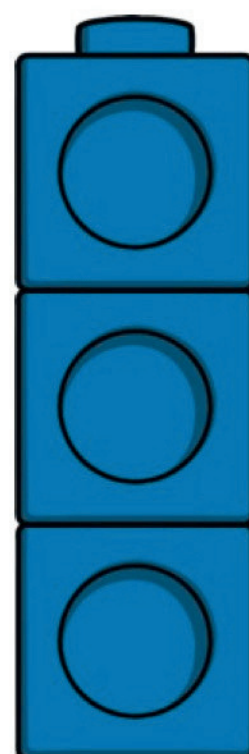
6




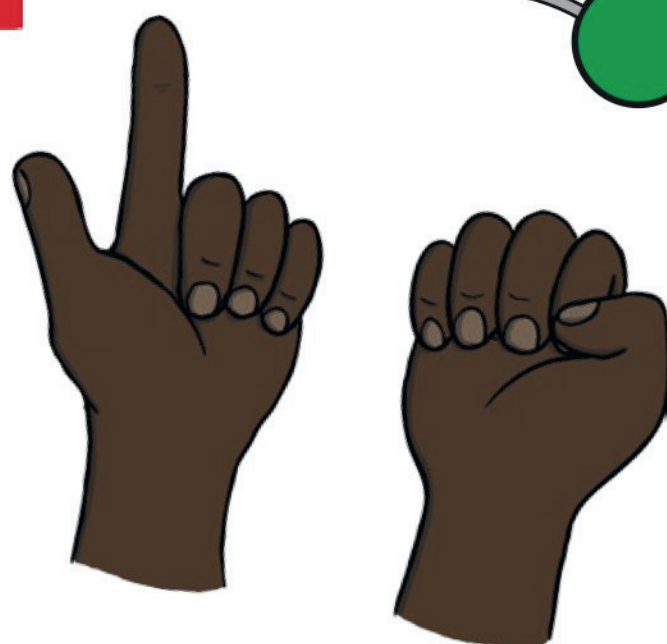
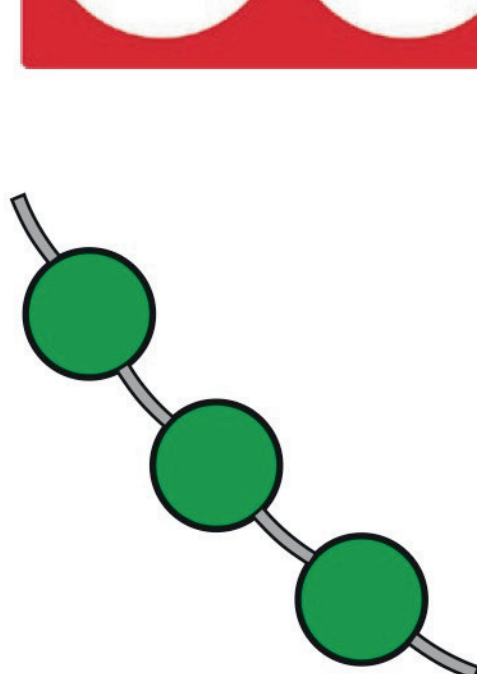
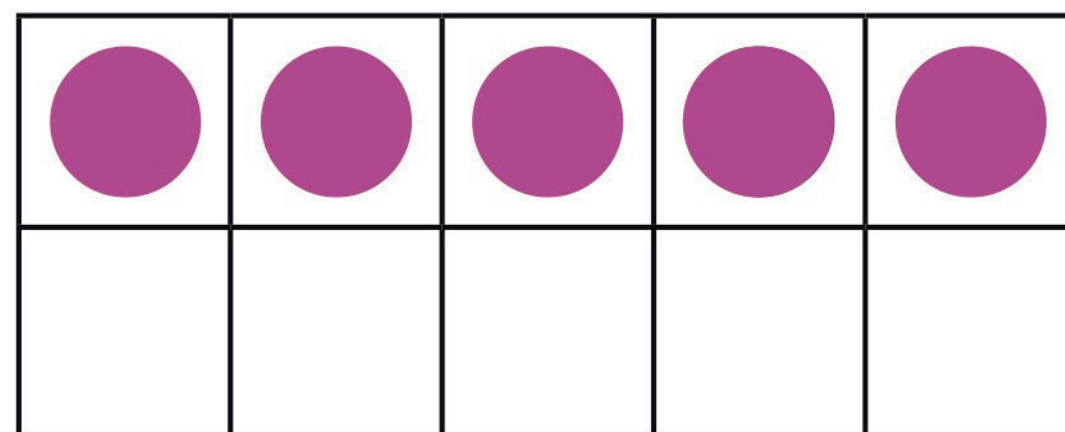
3




8



5



1



# I Spy the Letter s



S

S

S

S

S

S

S

s

s

s

t


s

c

s

i

s



s

o

s

n

s

d

s

s

x

s

e

# I Spy the Letter a

a

a

a

a

a

a

a

g

a

a

a


a

a

i

b

a



a

e

s

n

r

a

a

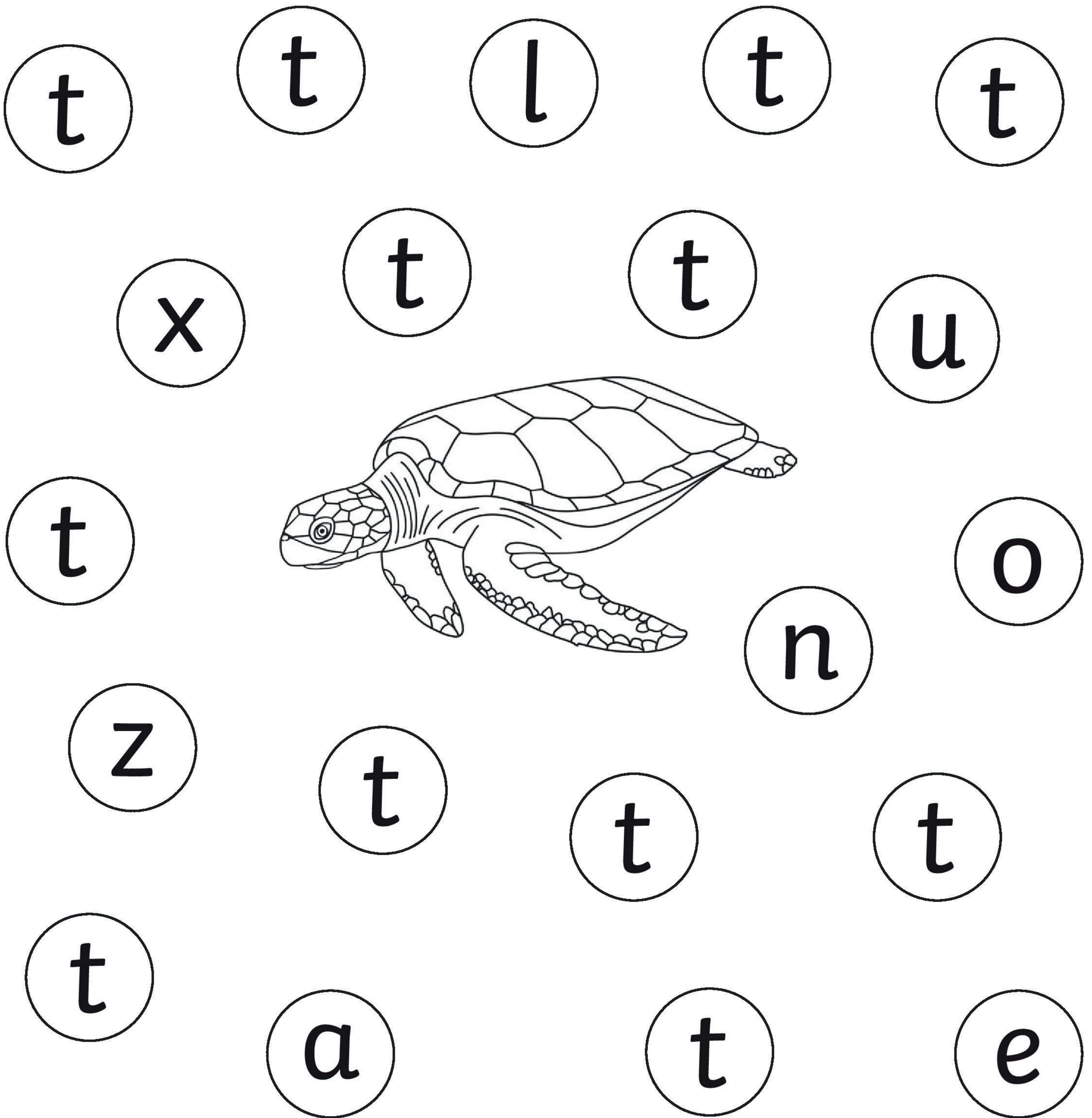
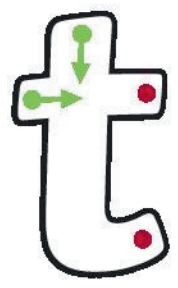
a

c


a

a

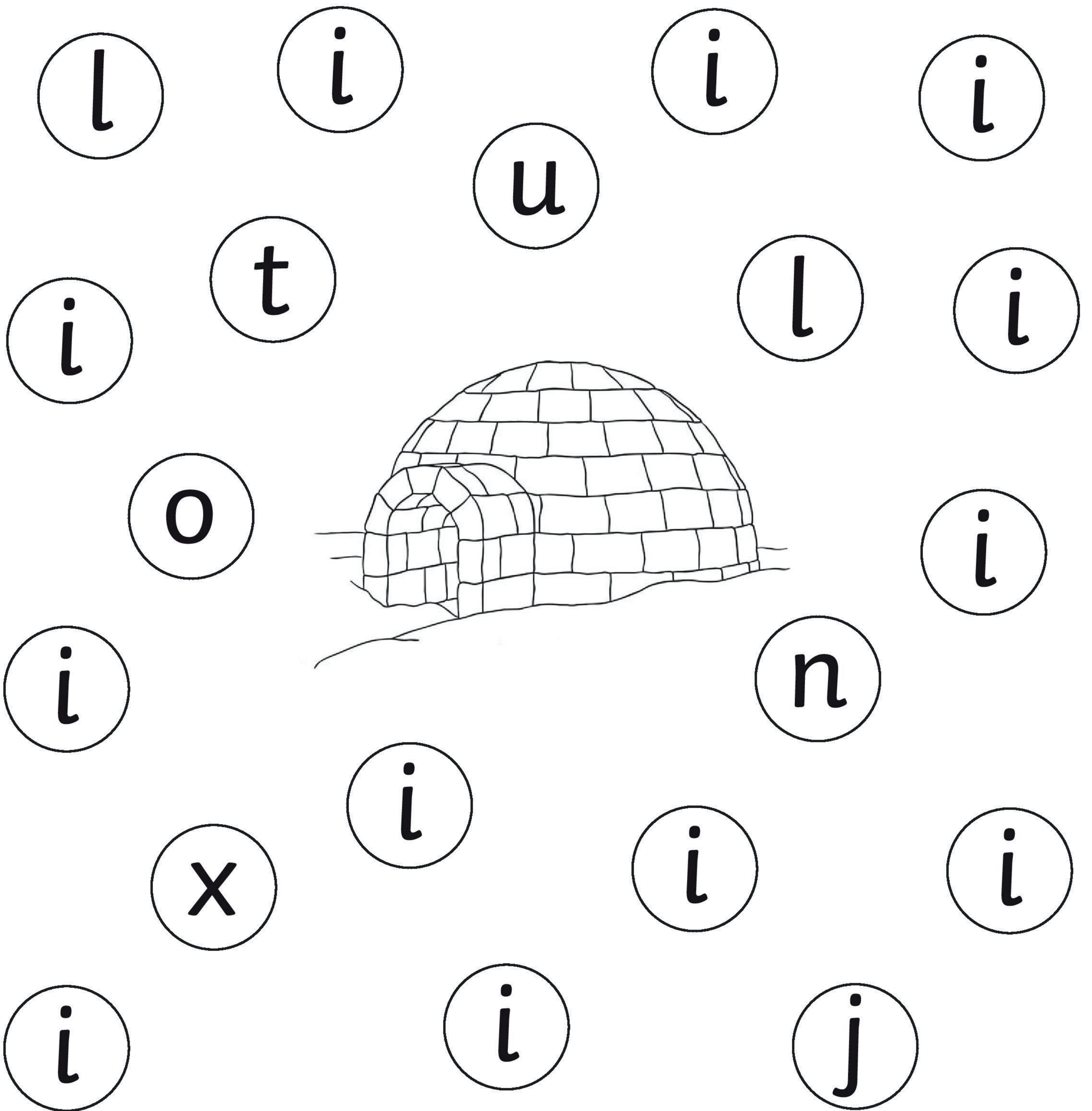

# I Spy the Letter t



# I Spy the Letter p



# I Spy the Letter i



# I Spy the Letter n

n

n

n

n

n

n

n

u

n

t

n


m

e

n

n

n



h

v

n

n

n

n

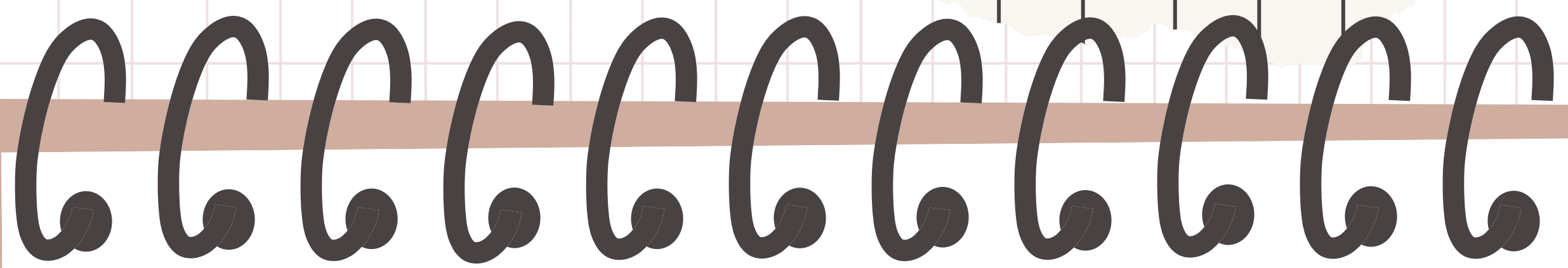
n

s

n

n

o





# Important Links!

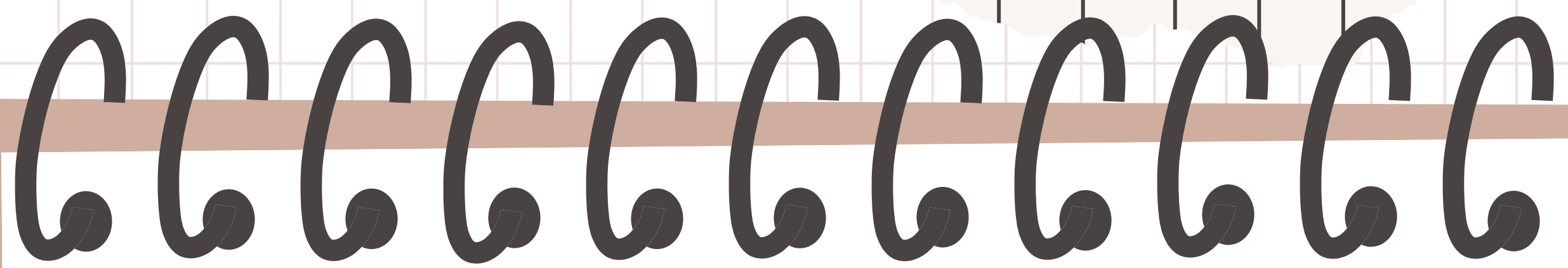
## Literacy, Phonics, & Storytelling

- **Phonics Play ([www.phonicsplay.co.uk](http://www.phonicsplay.co.uk)):** Excellent free interactive games (especially in Phase 1 and 2) to help children practice sound recognition and blending.
- **CBeebies Alphablocks** ([www.bbc.co.uk/cbeebies/shows/alphablocks](http://www.bbc.co.uk/cbeebies/shows/alphablocks)): Fun videos and games that introduce letter sounds and early word building in a child-friendly way.

## Early Maths & Problem Solving

- **CBeebies Numberblocks** ([www.bbc.co.uk/cbeebies/shows/numberblocks](http://www.bbc.co.uk/cbeebies/shows/numberblocks)): The absolute gold standard for early years maths! It matches the EYFS curriculum perfectly to help children visualise numbers, shapes, and patterns.
- **Topmarks Maths ([www.topmarks.co.uk/maths-games/3-5-years](http://www.topmarks.co.uk/maths-games/3-5-years)):** A brilliant collection of free, tablet-friendly counting, matching, and ordering games specifically designed for 3 to 5-year-olds.







# Important Links!

## Independence & Potty Training Support

- **ERIC (The Children's Bowel and Bladder Charity) ([www.eric.org.uk](http://www.eric.org.uk)):** The UK's leading charity for childhood continence. They offer fantastic, stress-free guides, reward charts, and practical advice for parents navigating toilet training.
- **BBC Tiny Happy People ([www.bbc.co.uk/tiny-happy-people](http://www.bbc.co.uk/tiny-happy-people)):** Packed with free activity ideas, speech and language tips, and articles on building daily routines and independence before starting school.

## Top Tip for Parents:

You don't need expensive workbooks! Playing free games on Topmarks, watching Numberblocks together, or downloading a free progress chart from ERIC are some of the best ways to get your little learner school-ready.





# We Can't Wait to Welcome You!

Stay in Touch! 

We are here to support you every step of the way. If you have any questions, worries, or want to share a big milestone your child has achieved over the summer, please don't hesitate to reach out:

- School Office Email: [admin@st-lukes.manchester.sch.uk](mailto:admin@st-lukes.manchester.sch.uk)
- School Office Phone: 0161 273 3648

Enjoy the summer break, have lots of fun together, and we will see you at the gate in September!

See you soon,

**The Nursery Team**

**St Luke's C of E Primary School**

