


# CURRICULUM INFORMATION FOR PARENTS

**Key Stage/CLASS/NC Year:** KS3: S1 (Year 6/7/8) Miss Blezard & Mrs Hampshire

**TERM:** SUMMER TERM 2026

		SUMMER 1 Food Around the World	SUMMER 2 Eco-Warriors
<b>Topic</b>		<p style="text-align: center;"><b>Where does our food come from?</b></p> <p style="text-align: center;"><b>We will learn about:</b></p> <ul style="list-style-type: none"> <li>✓ Farm to Fork: we will explore how food is grown, harvested, and transported.</li> <li>✓ Land Use: Learn how British farmers use land to grow crops and rear animals.</li> <li>✓ Seasons and Sustainability: Explore eating locally produced, seasonal food and understanding "food miles"—the distance food travels to our plates.</li> <li>✓ Food Types: Where fruit, vegetables, meat and dairy come from.</li> </ul> <p style="text-align: center;">We will visit a local farm as part of this topic.</p>	<p style="text-align: center;"><b>Natural Resources Renewable &amp; Non-renewable</b></p> <p style="text-align: center;"><b>We will learn about:</b></p> <ul style="list-style-type: none"> <li>✓ Natural Resources: What they are and how they are used.</li> <li>✓ Renewable Resources: Resources that can be replenished naturally, such as solar, wind, and water power.</li> <li>✓ Non-renewable Resources: Finite resources that cannot be easily replaced, such as coal, oil, and natural gas.</li> <li>✓ Resource Use and Sustainability: how to become responsible users of resources and understand the impact of human activity on the environment.</li> </ul>

## Science



### Plants (including growth, functions and seed dispersal)

- ✓ We will be labelling the parts of a plant.
- ✓ Pupils will also be grouping/sorting plants that are grown for food and plants that flower/do not flower.
- ✓ We will be making a collage of different coloured flowers/plants.
- ✓ Set up investigations using different variables to observe and record plant growth i.e.: light/no light; water/no water
- ✓ Observe how water is transported in plants, and planting seeds to look at how plants grow.
- ✓ Visiting our school horticulture allotment and explore/taste plants grown for food.

### Light and Electricity

- ✓ Pupils will be exploring shadow formation using torches and other light sources.
- ✓ We will be making shadow puppets.
- ✓ We will be investigating shadows using chalk to draw around their shadow outside and return later to do a comparison outline.
- ✓ We will do light investigations using mirrors and other objects to create reflective light and predict where the light will go.
- ✓ Pupils will have a go at grouping/sorting electrical/non-electrical items.
- ✓ Pupils will go on a hunt around school identifying electrical items.
- ✓ We will be learning about electrical hazards and electrical safety.

## Computing



### Presentations, Web design and eBook Creation

- ✓ Pupils will be using Pic collage on iPads to create digital storyboards or sequences using digital collages.
- ✓ They will learn how to import photographs or images from the camera roll within Pic collage.
- ✓ They will learn how to add text on Pic collage alongside their images/photographs.
- ✓ They will learn how to change the background colour, font colour and size of my collage.

### Photography and Digital Art

- ✓ We will be using the iPads to take a photograph of different subject matters.
- ✓ We will be learning how to crop a photograph and edit it with simple tools. (e.g. stickers, backgrounds, filter)
- ✓ We will be exploring different drawing/ painting apps to create digital artwork.

English



Our key text will be  
Welcome to Our World: A  
Celebration of Children  
Everywhere! by Moira  
Butterfield.

We will learn how to  
research recipes for our  
chosen dish and how to type  
a shopping list of the  
ingredients needed.

We will read and follow our  
chosen recipes to create our  
exciting dish.

We will design and write  
invitations to our peers for  
our very own Come Dine  
with Me dinner party.

We will create & deliver a  
presentation about the  
country where our chosen  
dish originated.

Our key text will be Somebody  
Swallowed Stanley by Sarah Roberts.

We will learn how to sequence and  
recall key events from the story.

We will get creative and make our very  
own story character by recycling a piece  
of rubbish. We will plan and write our  
own journey story based on this  
character.

**Topic Content**

Each pupil has Personalised Learning Intentions tailored to the key areas of Maths, with specific strands that change every half term. This approach ensures a curriculum with both breadth and depth. This half term we will be covering:

**Number**

Place Value & Multiplication

**Space & Shape**

3D Shapes

**Measure**

Weight & Capacity

**Using & Applying**

Money



**Maths**

**Topic Content**

Each pupil has Personalised Learning Intentions tailored to the key areas of Maths, with specific strands that change every half term. This approach ensures a curriculum with both breadth and depth. This half term we will be covering:

**Number**

Place Value & Division

**Statistics**

Beach clean- collecting data

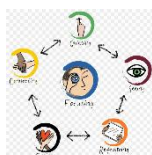
**Measure**

Temperature

**Using & Applying**

Time

## Life skills







### Healthy Lifestyles with Support



- ✓ To sort given lifestyle choices into healthy and unhealthy categories.
- ✓ Pupils to sort given food and drinks into healthy and unhealthy categories.
- ✓ We will take part in some physical exercise activity.
- ✓ Pupils will sort given emotions into healthy and unhealthy categories.
- ✓ To identify three routines that support staying healthy, e.g. brushing teeth, getting dressed, showering.


### Understanding and recycling waste

- ✓ To identify the correct bin for paper materials.
- ✓ To identify the correct bin for glass materials.
- ✓ To identify the correct bin for food waste.
- ✓ To identify the correct bin for metals.
- ✓ To identify the correct bin for plastics.
- ✓ To identify the correct bin for clothes and/or textiles.
- ✓ To know at least two household materials that can be recycled.
- ✓ To know that at least two reasons why recycling is important.
- ✓ To understand at least two impacts of not managing their waste on their neighbours or local community.

<p><b>Speech and communication</b></p>		<p><b><u>Makaton: Food &amp; Drink</u></b></p> <p>Every Monday, we will present our weekend news to our peers. We will listen to their presentations then ask them suitable questions based on what we have heard. We will also play a range of speaking &amp; listening games and memory games on a daily basis.</p>	<p><b><u>Makaton: Animals</u></b></p> <p>Every Monday, we will present our weekend news to our peers. We will listen to their presentations then ask them suitable questions based on what we have heard. We will also play a range of speaking &amp; listening games and memory games on a daily basis.</p>
<p><b>Music</b></p>		<p><b><u>Sounds of Nature</u></b></p> <ul style="list-style-type: none"> <li>✓ Explore music in the great outdoors!</li> <li>✓ Learn to sing and sign some nature themed songs.</li> <li>✓ Create our own nature inspired soundscapes using things we can find in our outdoors environment.</li> </ul>	<p><b><u>Three Degrees Festival</u></b></p> <p>An exciting music project working with Lancashire Music Service and More Music to create new music themed on climate action. The project will finish with a performance opportunity (either live or recorded) at the Three Degrees Music Festival!</p> <p>[Sat 27<sup>th</sup> June, at 12pm, More Music in Morecambe - more details to follow.</p>

<p>PSHE</p>		<p style="text-align: center;"><b>Respecting Ourselves &amp; Others</b></p> <p><b>Physical health &amp; wellbeing</b></p> <p>We will learn:</p> <ul style="list-style-type: none"> <li>✓ How we can keep our body healthy.</li> <li>✓ To identify healthy and unhealthy foods.</li> <li>✓ About the importance of exercise.</li> <li>✓ About personal hygiene routines.</li> <li>✓ Why sun safety is important.</li> </ul> <p><b>Growing &amp; Changing</b></p> <p>We will learn:</p> <ul style="list-style-type: none"> <li>✓ To recognise what makes us unique and special.</li> <li>✓ To recognise and identify different emotions and how this makes our body feel.</li> <li>✓ How to manage when things go wrong.</li> </ul> <p><b>Keeping Safe</b></p> <p>We will learn:</p> <ul style="list-style-type: none"> <li>✓ How rules and age restrictions help us.</li> <li>✓ How we can stay safe online.</li> </ul>	
<p>RE</p>		<p style="text-align: center;"><b><u>Hinduism</u></b></p> <p>Pupils will:</p> <ul style="list-style-type: none"> <li>✓ Explore what it means to be a Hindu</li> <li>✓ Hindu temples and practises</li> <li>✓ Hindu beliefs</li> <li>✓ How Hindu's try to be good people</li> </ul>	<p style="text-align: center;"><b><u>Christianity</u></b></p> <p>Pupils will:</p> <ul style="list-style-type: none"> <li>✓ Consider and explore Christian beliefs and practices</li> <li>✓ Find out about how and where Christian's worship</li> <li>✓ What is means to belong to a Christian community</li> </ul>

<p><b>Art/DT</b></p>		<p style="text-align: center;"><b><u>Printing</u></b></p> <ul style="list-style-type: none"> <li>✓ We will be using a variety of natural objects to print with. Creating various collages and using different media.</li> </ul>	<p style="text-align: center;"><b><u>Textiles</u></b></p> <ul style="list-style-type: none"> <li>✓ We will be exploring different textiles and looking at way we can join them up.</li> <li>✓ We will be looking into recycling different textiles for a new purpose. As part of a reuse project.</li> </ul>
<p><b>Food tech</b></p>		<p style="text-align: center;"><b><u>Food from around the world</u></b></p> <ul style="list-style-type: none"> <li>✓ Research and select a recipe from a different country/culture.</li> <li>✓ Identify the ingredients for the recipe.</li> <li>✓ Make the dish by following the recipe step-by-step.</li> <li>✓ Serve my peers at a dinner party.</li> <li>✓ Clear away after cooking and eating the selected dish.</li> </ul>	<p style="text-align: center;"><b><u>Summer Snacks</u></b></p> <p>We will learn how to make summer related snacks and treats, for example, picnic snacks, ice-lollies, a salad and a burger.</p> <p>During the lessons, we will identify which food group the ingredients belong to.</p> <p>We will practise our kitchen hygiene, kitchen safety and cutting skills using a knife.</p> <p>We will also learn how to use a range of kitchen appliances safely.</p>

<p>PE</p>		<p><b><u>Cricket/Rounders</u></b></p> <ul style="list-style-type: none"> <li>✓ We will be developing our throwing and catching</li> <li>✓ We will be using different bats – cricket/rounders bat to develop our batting skills.</li> <li>✓ We will be playing team games – cricket and rounders.</li> </ul>	<p><b><u>Athletics</u></b></p> <ul style="list-style-type: none"> <li>✓ We will be developing our athletics skills in field and track events.</li> <li>✓ We will be working as a team practice doing a relay race passing a baton.</li> <li>✓ We will be developing our individual skills in javelin.</li> </ul>
-----------	---	---	--

**If you require any further information regarding the curriculum, please do not hesitate to contact your class teacher via Seesaw/Email.**