







Reception Home Learning Tasks – Autumn One

Weekly Activities: Reading daily, sharing stories at home, playing eye spy with initial sounds and phonics games.

Blue boxes are compulsory, white boxes optional.

Record your homework grid pieces in this book. Feel free to be creative! Use colours, IT or photographs to present your work. You can post your photos on Tapestry, your child will then be able to share them with their friends during show and tell time.

<p>Sound hunt</p>  <p>Can you go on a hunt around the house to find things beginning with... S. Draw a picture of the things you find.</p>	<p>Can you create a self-portrait using natural objects?</p>  <p>You could go on a walk and collect stones, acorns, leaves etc. Think about what features your face will need such as two eyes and two ears.</p>	<p>Grouping in colour</p>  <p>Can you group items into colour? Find objects around your house that are different colours and sort them into groups.</p>
<p>Days of the week</p>  <p>Can you practice singing or saying the days of the week? What day is it today? What day will it be tomorrow?</p>	<p>Oi Frog!</p>  <p>Watch the story Oi Frog on YouTube. Can you find rhyming words? See how many you can find in the story.</p>	<p>Visit the library</p>  <p>Can you visit Nantwich library and share a story with someone? It could be a story you already love or you could find a new one.</p>
<p>Name writing</p>  <p>Can you practice writing your name? This could be with pens, paint, paintbrush in puddles or in flour. Get creative!</p>	<p>Play a game</p>  <p>Play a game with your family. Remember it isn't about winning, but about having fun and enjoying spending time together. Take turns, share and have fun!</p>	<p>Junk modelling</p>  <p>Collect bottles, boxes and plastics. Use your imagination. What can you make?</p>



Due Date: Monday 21st October

