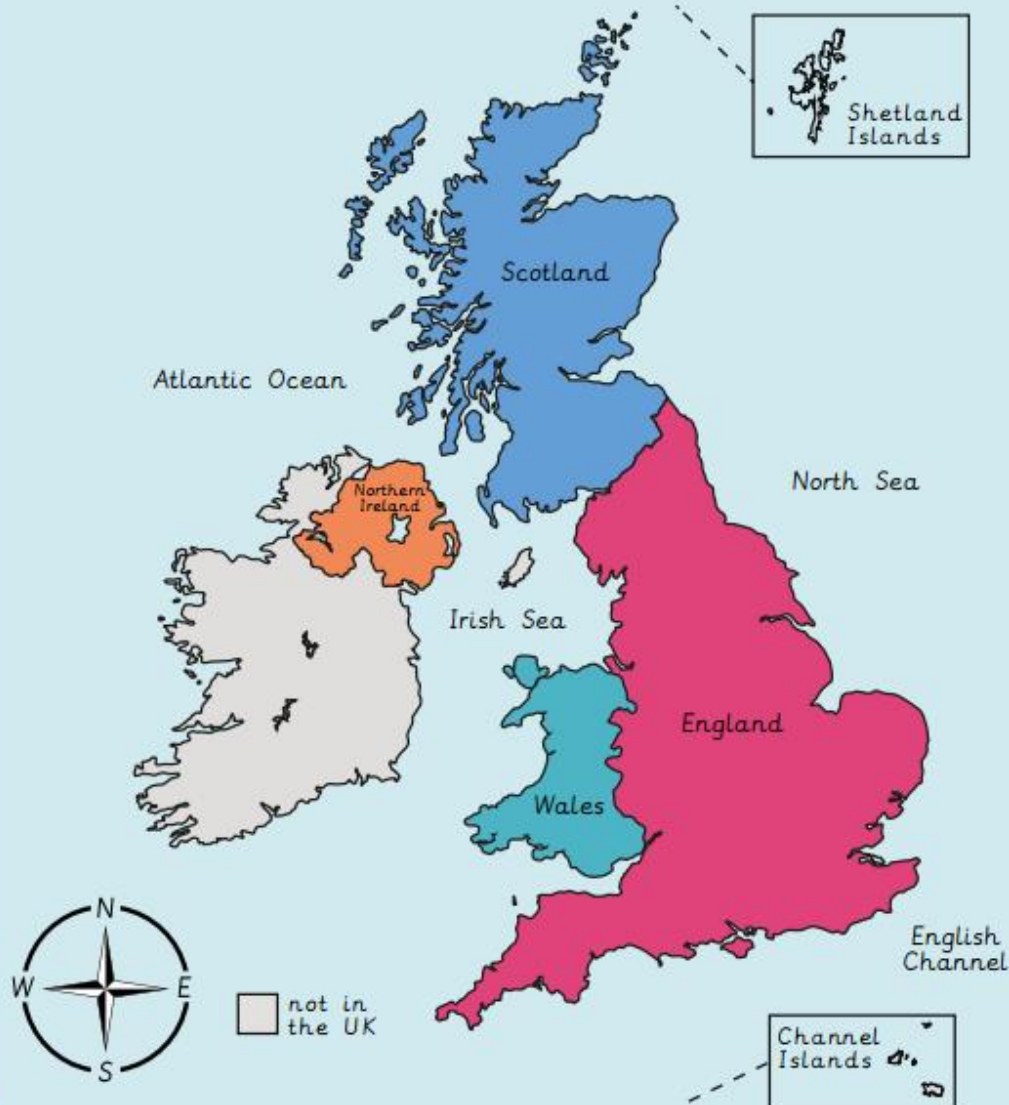
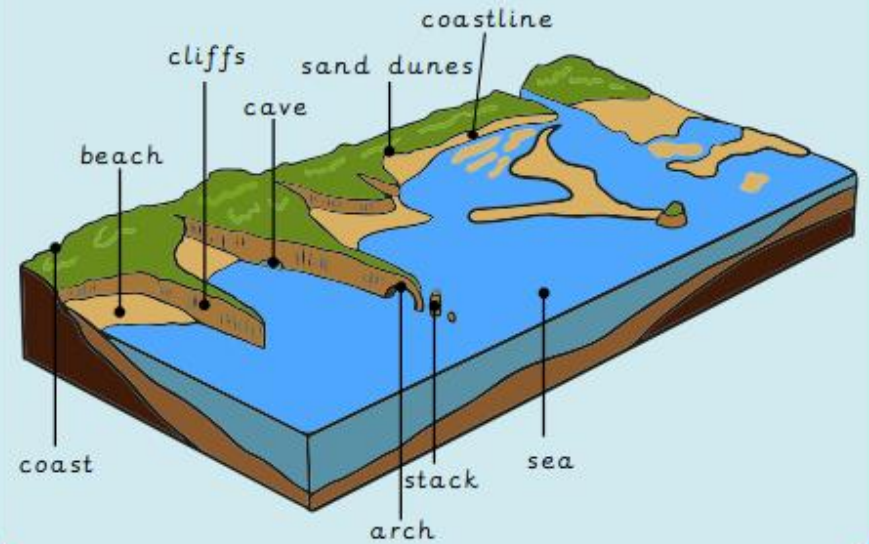


## What is it like to live by the coast?

### Map of the UK



### Coast



What **physical features** would you see on the coast?



What **human features** would you see on the coast?

Name: .....

# Tańczymy labada

Year 2 Term 3

Class: .....

Style = folk music

Key words .....

## PITCH

Notes on a pitched instrument have a letter name



## DURATION

Beats



4 beats in each bar = 4/4

Perform the actions below on the beat



## TIMBRE

The quality of sound made by an instrument



Guitarist/ violinist etc ... = accompaniment



Drummer = backing beat

## TEXTURE

Layers of sound

Singer = tune/ melody



# What is the 'good news' that Christians say Jesus brings? – Part 2

## Wonderful words

**Christians:** people who follow Christianity and believe Jesus is the Saviour who healed the rift between humanity and God.

**Jesus:** a very important person for Christians; God in the flesh

**Matthew:** a tax collector who Jesus called to follow him and who left his job as a tax collector.

**Fishermen:** people who earn a living through fishing

**Disciples:** a follower of Jesus

**Tax Collector:** a person who collects money on behalf of the Romans at the time of Jesus.

**Peace:** freedom from conflict

**Forgiveness:** when someone is stopped being blamed or punished for something they have done

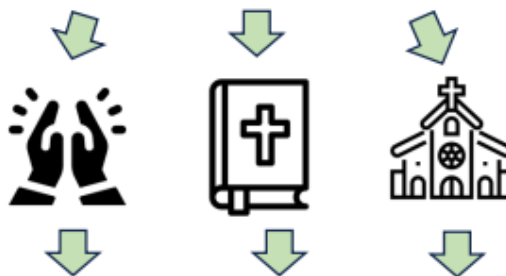
**Apostles:** the twelve followers of Jesus who went with him during his earthly ministry

**Prayer:** an act of communication with God

## So how does it all work?



Jesus showed Love, Peace, and Forgiveness



Christians teach Love, Peace and Forgiveness today.

All icons are used free of charge from Noun Project. Individual artist credit is given on the following slide.

## Important information

Many people have used the teaching about love, forgiveness and peace which Jesus taught as the basis for expressing themselves through art, music, story and poetry.

The good news that Jesus brought was to love everyone and this is something that Christians try to do during their everyday life. They follow the example of how Jesus asked Matthew, the tax collector to follow him, even though everyone hated the tax collectors. Jesus also chose ordinary men, like the fishermen to be world changers for him and to spread his message to forgive and be forgiven.

As Jesus chose ordinary people and people who were hated to be his followers this shows that his message is for everyone who wants to follow it.

Jesus also showed love, peace and forgiveness was for everyone when he healed the ten lepers, who were seen as outcasts in society at the time.

Jesus' apostles spread this message whilst Jesus was on earth and after his death and the disciples of Jesus continue to spread this message now in what they say and what they do.

During his lifetime Jesus gave his disciples the Lord's Prayer as a way of saying sorry, saying please and saying thank you to God. This prayer is very special for Christians as it is the prayer that Jesus taught.



# Knowledge Organiser: Living things and their habitats

Careers connected to habitats: ecologist, environmentalist, naturalist



## Lesson Sequence



1. Compare the differences between things that are living, dead, and things which have never been alive



2. Identify and name a variety of plants and animals in a microhabitat



3. Design a suitable microhabitat where living things could survive



4. Find out what animals eat to survive in their habitat



5. Understand food chains



6. Understand the journey food makes from the farm to the supermarket

## Food Chain

The grass is eaten by the rabbit.



The rabbit is eaten by the fox.



## Dead or Alive

|            |  |  |  |
|------------|--|--|--|
| living     |  |  | All living things breathe, eat, grow, move, reproduce and have senses. |
| dead       |  |  | Something that was once a living thing.                                |
| non-living |  |  | Something that has never been alive.                                   |

## Microhabitats




in a flower



in a log



under a leaf



under a log

## Habitats



woodland



farmland



pond



coastal



desert



mountain



## Unit Rocket Words: Year 2 – Living things and their habitats



### Rocket Words

|              |   |
|--------------|---|
| reproduce    | to create young, offspring or babies  |
| excrete      | to get rid of unwanted substances from the body                                     |
| respire      | to breathe  |
| habitat      | the natural place where an living thing can survive                                 |
| microhabitat | a small natural area where a living thing can survive, found within larger habitats |
| survive      | to remain alive   |
| producer     | a plant at the start of a food chain  |
| consumer     | a living thing that eats other living things  |