



Seesaw at Pinner Wood



What is Seesaw?

Seesaw is a simple way for teachers and students to record and share what is happening in the classroom.


Seesaw gives students a place to document their learning, be creative and learn how to use technology.

Each student gets their own journal and will add items to it, like photos, videos, drawings, or notes.

*Words from <https://web.seesaw.me/parents>



Students love Seesaw because they are able to show their work in a variety of ways.




When there are new Seesaw posts to a child's journal, families can be notified via app notification, email or SMS.

Parents are only notified about their own child's work, and all data is safe and secure.



Features...

- You can acknowledge your child's post by liking or adding a comment.



Seesaw takes yours and your child's privacy seriously. We understand that you are trusting us to keep your child's information safe and we know that Seesaw is able to do that.



Visit our Privacy Center
web.seesaw.me/privacy



Pinner Wood School

How might you use Seesaw at home?

- It is in our school policy that pick up arrangements must be phoned through or emailed to the school office and NOT on Seesaw. Teachers will not check Seesaw messages during the school day when teaching.
- Please also be mindful of the time when you are messaging your child's class teacher. Teachers will reply during working hours (8am, 3pm-4:30pm.)



How might you use Seesaw at home?

- You will receive important announcements straight to your phone. For example...

14/05/2024 at 18:41
22/05/2024 at 07:50
Good morning,

A few reminders for the rest of the week...

Thursday - PE as normal, children to come to school dressed in their PE kit.

Friday is Choose Kindness Day and also non-uniform day. Children can wear their own clothes to school.

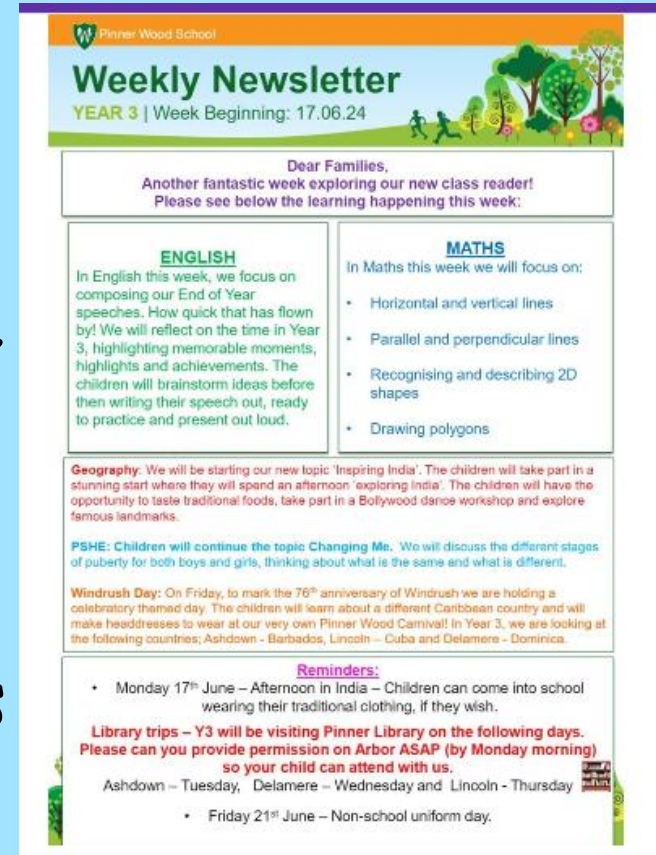
Many thanks!

Miss Sheldrake



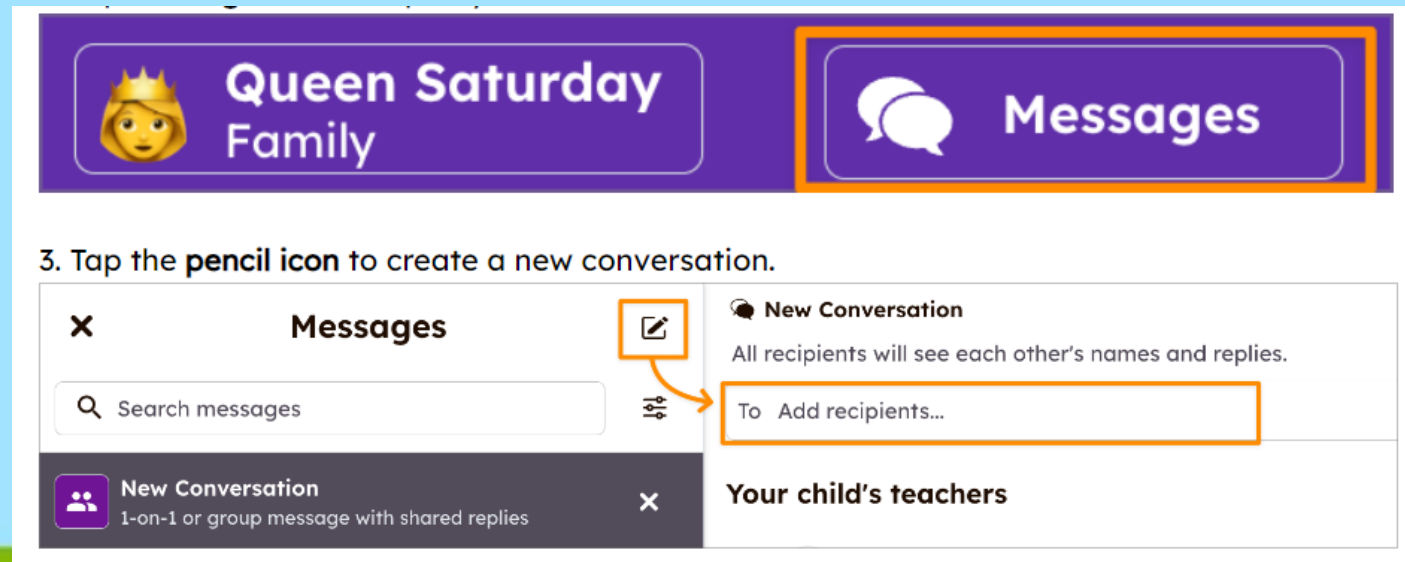
How might you use Seesaw at home?

- Every Friday, we will send out our Weekly Newsletter.
- This will outline the learning which will take place the following week.
- It will also include any important dates to remember e.g. dress up days, trips, school events etc.



How might you use Seesaw at home?

- Family members can send messages to the class teacher.
- It should only be a WOW moment from home or a quick question.





Holly - Miss Baker, Sharon Ede, and other coteachers

Connect to Seesaw to receive important updates from and Miss Baker, Sharon Ede, and other coteachers in Holly.

Your student will post to Seesaw to share their learning with you.

Teachers will also send you messages and reminders.

Seesaw is private. You'll only see posts created by your child or their teacher.



From Your Smartphone

1. Download the free Seesaw app for iOS or Android
2. Tap, "I'm a Family Member"
3. Tap, "Create Family Account"
4. Scan this QR code using Seesaw's built-in QR code scanner
5. Create your account

From Your Computer

1. In a web browser, go to: <https://app.seesaw.me/s/606-835-793>
2. Choose your child from the list
3. Create your account
4. Once you're approved by Miss Baker, Sharon Ede, and other coteachers, you'll get access to Seesaw

Already Have an Account?

If you've used Seesaw before or have more than one child using Seesaw, follow these steps:

1. Sign in to your account in the Seesaw app or on the web at <https://app.seesaw.me>
2. Click on your profile icon, click "+Add Child's Journal" button, then scan the QR code above

You should have received your parent and child invite.

You will be able to view your child's profile once you have signed up.

Carefully follow the next few steps to create a parent account.


More than one guardian can use this code and create an account.



Pinner Wood School



I'm a Teacher

 I'm a Student 

I'm a Family Member



Sign In as a Family Member

Email

Password



[Forgot Password?](#)

Family Sign In



Family Sign In with Google



Family Sign In with Microsoft



Family Sign In with Okta

Trouble signing in? [Check out the FAQ](#)

or

Create Family Account

Scan the QR code for your child



Scan Code

Don't have a QR code? Contact your child's teacher.

If you are having trouble scanning the QR code, go to the URL at the bottom of the invite handout instead.

or



Holly - Miss Baker, Sharon Ede, and other coteachers

Already have an account?

Connect to Seesaw to receive important updates from and Miss Baker, Sharon Ede, and other coteachers in Holly.

Your student will post to Seesaw to share their learning with you.

Teachers will also send you messages and reminders.

Seesaw is private. You'll only see posts created by your child or their teacher.



From Your Smartphone

1. Download the free Seesaw app for iOS or Android
2. Tap, "I'm a Family Member"
3. Tap, "Create Family Account"
4. Scan this QR code using Seesaw's built-in QR code scanner
5. Create your account

From Your Computer

1. In a web browser, go to: <https://app.seesaw.me/606-635-793>
2. Choose your child from the list
3. Create your account
4. Once you're approved by Miss Baker, Sharon Ede, and other coteachers, you'll get access to Seesaw

Already Have an Account?

If you've used Seesaw before or have more than one child using Seesaw, follow these steps:

1. Sign in to your account in the Seesaw app or on the web at <https://app.seesaw.me>
2. Click on your profile icon, click "Add Child's Journal" button, then scan the QR code above

Pinner Wood School

Scan the QR code for your child

Scan Code

Connect to A ?

If A is correct, please create an account to access their journal.

Cancel

key 'createAccount (en-GB)' returned

Already have an account? [Sign In](#)

By signing up, I agree to the [Terms of Service](#) and [Privacy Policy](#)

First Name

First Name

Last Name

Last Name

Email

Email

Password

Password

Confirm Password

Confirm Password

Create Family Account

_____ or _____



Family member D
2 hours ago

connected to H

journal



Are there
any
questions?

