



How to help your child in Year 3

Meet the Year 3 Team

Mrs Hover
Class Teacher
(Monday- Wednesday)

Mrs Leake
Class Teacher
(Thursday- Friday)

Mrs Jones & Mrs Minghella
Teaching Assistants

Additional Teachers

Ms Anders - French
Mr Bell - Gymnastics
Mrs Vickers - Dance
Mr Hadfield - Forest School
Mrs Atfield - volunteer

Settling into Year 3

Year 3 can feel like a big step for the children as they enter Key Stage 2. In the first few weeks, we will be settling them into their new timetable and helping them to find their feet in a new classroom. However, the children will be familiar with our whole school approaches such as Working walls, our school values (CARE) and The Zones of Regulation.

For all of the Year 3 children, we aim to encourage independence, build confidence and develop resilience during this first half term and throughout the year.

A typical morning in Year 3

Morning Challenge & Registration (8:50am)

Whole School Assembly (Monday)

Maths lesson

Spelling/Handwriting lesson

Playtime & Snack time - toast or a piece of
fruit/vegetable from home(20 mins)

English lesson

Lunchtime (1hr)

Thursday & Friday:

Guided Reading, RE & Gymnastics

A typical afternoon in Year 3

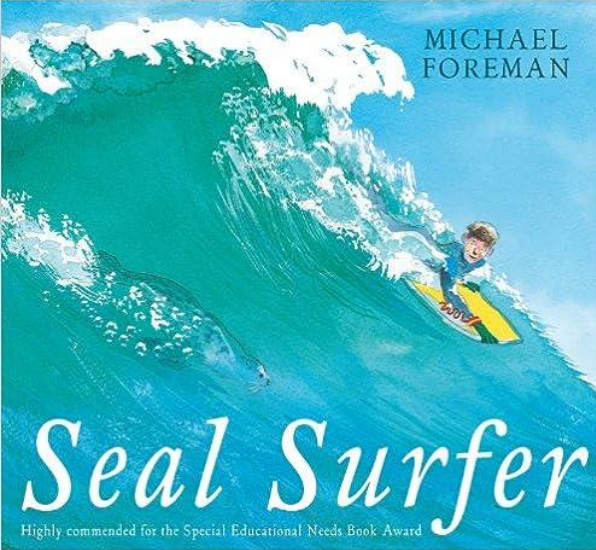
Science; Geography/History; Art/D&T;
Computing/Music; PE; My Happy Mind; French; No
Outsiders

Comfort Break

KS2 Singing Assembly (Thursday) Whole School
Celebration Assembly (Friday)

Show & Tell

Home time 3.20pm



English


We use high quality texts.

We focus on one (sometimes another) text each half term.

There is lots of discussion and exploration of the text and throughout the half term, the children practise several Mastery Keys through lots of short writing activities.

These lessons and activities build up to a longer final write at the end of the half term where we can see if the children can apply these Mastery Keys independently.






Guided Reading

We read and discuss another high quality text that links with our text in English.

Core skills - prediction, vocabulary development and retrieval

Mastery skills - 2-3 objectives are focused on for pupils to master over the course of the half-term



Break Letters

Letters can join to these letters but
they don't join to another letter

g j y q x

Letter which is never joined to or from

z



Handwriting

We will begin Year 3 by practising how to form letters correctly. It is important that the children are starting and ending in the correct place.

We will then teach your child how to join their letters. This includes teaching which letters we join and which letters remain unjoined.

Aa Bb Cc Dd Ee Ff

Gg Hh Ii Jj Kk Ll Mm

Nn Oo Pp Qq Rr Ss Tt

Uu Vv Ww Xx Yy Zz

Spelling

- There will be three Spelling lessons taught each week
 - Spelling lessons will be spent exploring and discussing patterns and links between words, which will link to our English and Guided Reading texts wherever possible.
- The children will have their own personal spelling log with words they struggle to spell correctly and they will continually refer back to this when writing.

Spelling strategies

Mnemonics

height
elephants in
green houses

Spelling Graffiti

Revision
Revision

Word Shapes

ordinary

remember
remember
remember
remember
remember

Word Triangles

surprise

What's the Tricky Bit?

Word Illustrations

bug

I can check the spellings of the most common words

A about across after again air along animals another any are around asked away	B baby back bear because been before began best	C called came can't children clothes cold come coming could couldn't cried dark didn't different don't	D door down duck each eat eggs even ever every everybody eyes fast feet fell find first fish floppy fly food	E each eat eggs even ever every everybody eyes	F fast feet fell find first fish floppy fly food	G garden gave giant girl going gone good grandad great green grow hard have head help here	H him home horse house I I'm inside into I've jumped just keep key king know last laughed like	I liked little live lived long look looked looks I'll inside into I've jumped just keep key king know last laughed like	J jumped just keep key king know last laughed like	K keep key king know last laughed like	L last laughed like	M made magic make many may miss more morning most mother mouse much must	N narrator need never new next night old once one only other our out over park people place plants play please	O old once one only other our out over park people place plants play please	P put queen rabbit really right river room round said saw say school sea see she shouted sleep small snow	Q queen rabbit really right river room round said saw say school sea see she shouted sleep small snow	R rabbit really right river room round said saw say school sea see she shouted sleep small snow	S said saw say school sea see she shouted sleep small snow	T told took town tree trees two under use useful very want wanted was water way well	U under use useful very want wanted was water way well	V very want wanted was water way well	W want wanted was water way well	X x y z ze	Y you y ze	Z z ze	Monday Tuesday Wednesday Thursday Friday Saturday Sunday
--	--	--	---	---	--	---	---	---	--	--	-------------------------------------	--	---	--	---	--	---	--	---	---	---	---	-------------------------------	----------------------------	---------------------	---



Spelling

In class, we have word mats to help the children when they are writing. We also use Junior Dictionaries and the website

<https://www.dictionary.com/>

- These wordmats may be helpful when completing homework (Spelling tab - Class Page)

Little Wandle Phonics 'Grow the Code'

S s ss c se ce st sc	T t tt	P p pp	N n nn kn gn	M m mm mb	D d dd	G g gg ck cc ch	R r rr wr	H h
B b bb	F f ff ph	L l ll le al	J j dge ge	V v vv ve	W w wh	X x	Y y zz s se ze	QU qu
CH ch tch ture	SH sh ch ti ssi ci	TH th	NG ng	NK nk	A a	E e ea	I i y	O o a

AI ai ay a a-e eigh aigh ey ea	EE ee ea e e-e ie y ey	IGH igh ie i i-e y ow	OA oa o o-e ou ew ou ui	OO oo ue u u-e ew	OO oo u u-e ew	AR ar a al
OR or aw au aur oor al a oar ore	UR ur er ir or	OW ow ou	OI oi oy	EAR ear ere eer	AIR air are ere ear	ZH zh su si

*depending on regional accent

- We teach a Mastery approach - depth not breadth. Activities are then adapted to support or provide extra challenge.

Maths



Lesson Structure:

- Explore problem - discuss in pairs using Maths equipment
- Share our ideas
- Journal - independently
- Read our textbooks together
- Complete the workbook independently

PRIMARY MATHS SERIES – YEAR 3 AT A GLANCE

	AUTUMN TERM	SPRING TERM	SUMMER TERM
Week 1	Number and Place Value: Numbers to 1000 LESSON BREAKDOWN	Measurement: Length LESSON BREAKDOWN	Statistics: Pictographs and Bar Graphs LESSON BREAKDOWN
Week 2			Fractions, Decimals and Percentages: Fractions LESSON BREAKDOWN
Week 3	Measurement: Mass LESSON BREAKDOWN		
Week 4	Measurement: Volume LESSON BREAKDOWN		
Week 5			
Week 6	Mid-year (A) Tests and Remediation		
Week 7	Calculations: Addition and Subtraction LESSON BREAKDOWN	Measurement: Money LESSON BREAKDOWN	Geometry – Properties of Shapes: Angles LESSON BREAKDOWN
Week 8			
Week 9		Calculations: Multiplication and Division LESSON BREAKDOWN	Geometry – Properties of Shapes: Lines and Shapes LESSON BREAKDOWN
Week 10			
Week 11	Calculations: Further Multiplication and Division LESSON BREAKDOWN	Measurement: Time LESSON BREAKDOWN	Measurement: Perimeter of Figures LESSON BREAKDOWN
Week 12			End-of-year (B) Tests and Remediation

Feedback



Maths:

- ✓ Correct
- Incorrect answer
- Ⓝ Next step
- VF Verbal feedback

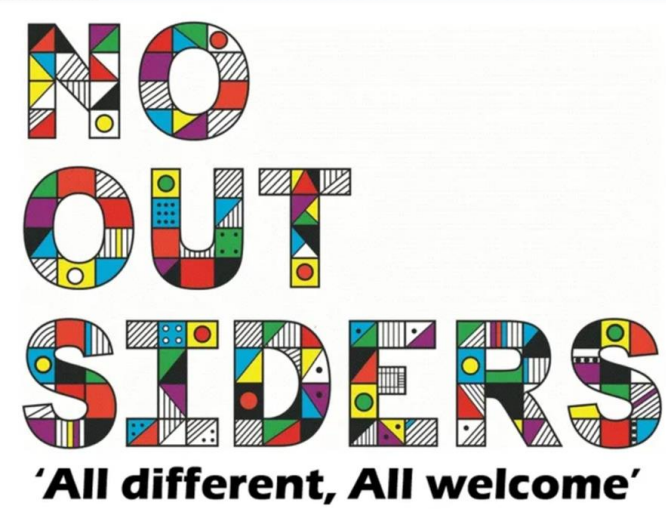
Other Books:

- ✓✓ Very good understanding/example
- ✓ Correct
- P Punctuation Error
- G Grammar Error
- Green Highlight** Spelling correction
- ^ Missed word
- - - Improve word
- Ⓝ Next step
- VF Verbal feedback

Please edit and make corrections using blue pen.

Feedback

- Verbal Feedback within the lesson
- Going through the answers together - particularly in Maths
- Children responding to marking codes
- Increasingly in Year 3, children will be expected to reread, edit, evaluate and improve their own work (modelled and supported).
- Teacher assessment takes place during and after the lesson so we can build a picture of each child's understanding and we are aware of which children need support and which children need challenging further.



Science, RE & the Wider Curriculum

Science; RE; Geography/History; Art/D&T; Computing/Music; PE & Forest School; French; My Happy Mind & The Zones of Regulation; No Outsiders

Each half term we will update the Year 3 Class Page on the Oldfield website.



Zones of Regulation			
Blue	Green	Yellow	Red
Bored Lonely Sad Tired Unwell	Calm Content Focused Happy Ready to learn	Anxious Confused Excited Frustrated Worried	Angry Aggressive Terrified I need time and space

Trips, Visitors & Experiences



PE & Forest School

This half term, **PE will be on Monday afternoon** (Mrs Hover) & **Gymnastics will be on a Friday morning** (Mr Bell).

- Children will need to come into school in their school PE kit.
- Please try to remember to tie long hair back.
- The children will be outdoors for PE as much as possible – they can wear tracksuit bottoms as part of their kit.

Forest School: Friday 13th October

Please ensure that your child has appropriate clothing...long sleeves, layers, waterproofs, wellies, indoor shoes and hair tied back.



Our Values

We have four School Values which we all continue to refer to.

C – Co-operation

A – Achievement

R – Respect

E – Enjoyment

Children are rewarded for positive behaviour through:

- Year 3 team Certificates
- CARE Sticker Charts (Secret Student)
- Class Pebbles – Pebble Jar treats





Where to find information

oldfield.cheshire.sch.uk/class/year-3

Oldfield Primary School

HOME | CLASSES | INFORMATION | PARENTS INFORMATION | GOVERNORS | OUR CURRICULUM | CONTACT

RECEPTION
YEAR 1
YEAR 2
YEAR 3
YEAR 4
YEAR 5
YEAR 6

Maths Reading Handwriting Spelling

Year 3 2023 - 2024

Mrs Hover Mrs Leake

Class Page

Newsletter

Whole school/Y3
emails & text
messages
through School
Spider


Homework

Homework is one task linked to our learning in school that week - either English, Maths or from the Wider Curriculum. It should take your child about 20 minutes and should be able to be completed independently or with some adult support.

There is also a short Spelling task to complete each week linked to our learning in spelling lessons.

Homework will be set on a Friday and is due on the following Wednesday.

Click on the **Handwriting & Spelling tab** with information to help your child when completing their homework e.g. word mats



Maths Reading Handwriting Spelling

Year 3 2023 - 2024



Each term, we order books for our reading corner from the Education Library which the children help to choose.

Reading

Reading remains the priority

We would encourage children to read with an adult or to be read to at home every day for 10 minutes. Children will bring home a levelled reading book that they can read with you. When children have read the book twice with an adult at home or at school, they may change it for a new book.

The children can also borrow a book of their choice from our reading corner to read in class or at home. **Click on the Reading tab** for lots of book ideas or come and chat to us for some book recommendations.



Times Tables

Being able to recall times table facts quickly and accurately helps children succeed in all of our Maths lessons.

Year 2: Recall \times and \div facts for the 2, 5 and 10 \times tables

Year 3: Recall \times and \div facts for the 3, 4 and 8 \times tables

Year 4: Recall \times and \div facts for \times tables up to 12×12

Repetition is key to knowing the facts quickly and accurately. Please help your child at home to practise these times tables as much as they can. Questions, chanting and Times Tables Rockstars are all good ways to learn (regular short bursts are the best way!) **Click on the Maths tab** for further games.



Times Tables

- In Year 3 we will be starting to learn our Times Tables and eventually practising with a weekly test.
- Children will all begin on x2 tables and progress through x 5, x10, x3, x4 and x8 by the end of the year as well as the related division facts.

How else can you help?

In KS2 we actively promote independence.

It would be helpful for pupils to practise the following skills at home:

- Tie their shoe laces
- Draw straight lines using a ruler
- Cut out neatly with scissors
- Tell the time on a digital and analogue clock

General Information

Start of the Day:

8.40am - Gates Open

8.50am - Registration

End of the Day:

3.15pm - Gates Open

3.20pm - Finish

General Information

- Please let the office or us know if there is any change as to who is picking your child/children up.
- If your child needs to take medication during the school day, please complete a form at the school office. Please make a note of the expiry date.
- Update permission for photographs to be used on our website/media if necessary.
- Snack - Toast is 25p a day. Please book your snack on Parent Pay for the week ahead. You could also supply your child with a piece of fruit/vegetable.

School Uniform

- Please support us by sending your children in the correct school uniform including PE kit. This is outlined on the school website.
- **Please label ALL uniform including PE kit and coats.**
- No jewellery other than stud earrings and a smart and sensible wrist watch.
- Please make sure your child has a waterproof coat each day as we go outside during playtimes in most weather conditions.



School Bags

All children should bring a bag to school with them each day to carry all of their belongings:

- Coat
- Water bottle
- Snack & Packed lunch (if applicable)
- Reading Record
- Reading book
- Sun cream (when necessary)

(No toys allowed in school)

PLEASE ENSURE ALL ITEMS ARE CLEARLY NAMED





Thank you for listening!

Don't hesitate to pop in with any worries, concerns or updates.

The Year 3 team are always available to speak with you before or after school or alternatively please email us. Sometimes we don't pick up emails in the morning so if it is urgent, it is best to phone or email the office if you can't speak to us directly.

katie.hover@oldfield.cheshire.sch.uk

jennifer.leake@oldfield.cheshire.sch.uk