



















## Materials and their uses

Material	Properties	Uses
<b>wood</b> 	opaque hard strong	<b>table</b> 
<b>metal</b> 	shiny smooth reflective	<b>fork</b> 
<b>plastic</b> 	waterproof bendy translucent	<b>water bottle</b> 
<b>glass</b> 	transparent waterproof hard	<b>window</b> 
<b>brick</b> 	hard rough dull	<b>wall</b> 
<b>rock</b> 	strong hard rigid	<b>fireplace</b> 
<b>paper</b> 	tears easily translucent flexible	<b>book</b> 
<b>cardboard</b> 	dull non-reflective opaque	<b>boxes</b> 
<b>fabric</b> 	flexible Soft absorbent	<b>clothes</b> 



## Everyday Materials

Key vocabulary - properties of materials	
<b>transparent</b>	Completely see-through
<b>translucent</b>	Let some light through but not completely see-through.
<b>opaque</b>	Not able to be seen through.
<b>flexible</b>	Bends easily without breaking.
<b>rigid</b>	Unable to bend or be forced out of shape.
<b>reflective</b>	Reflects light easily.
<b>non-reflective</b>	Does not reflect light.
<b>absorbent</b>	Able to soak up liquid easily.

## Changing materials

<b>squashing</b> 	Clay can easily be pushed and pulled.
<b>bending</b> 	Foil is bendy and waterproof.
<b>twisting</b> 	This plastic bottle's shape can be changed.
<b>stretching</b> 	A balloon is very flexible.

