









Year 4 Home Learning Summer 2

This half term, children are invited to complete a range of home learning tasks linked to the curriculum and the learning taking place in class. While you are welcome to complete as many tasks as you like, we ask that you complete at least three tasks across different subjects, for example, one English, one Maths, and one from another area of the curriculum.

Home learning is due in the week beginning (Monday 6th July 2026) when children will have the opportunity to share their work with peers and teachers across the year group and receive feedback. Tasks can be completed in home learning exercise books or in any format you prefer.

Parents and carers will be invited into school to view and celebrate the children's home learning for our end of year Home Learning Showcase.

English	Maths	Other Curriculum Subjects
 <p>📖🎨 Create your own picture book with colourful illustrations and a simple story. 🌟 Include memorable characters 🐱🐶, an interesting setting 🌳🏖️, and a clear sequence of events. Use pictures to help tell the story 🖼️ and add short captions or sentences ✍️. Ensure your book has a beginning, middle, and end 🕒, and presents a creative, original idea 💡🌟.</p>	 <p>Design a set of Top Trumps cards based on a theme of your choice (e.g. animals 🦁, superheroes 🦸, countries 🌐, sports ⚽, or planets 🪐).</p> <p>Include at least 6 cards and use maths skills to create categories with numerical values. Compare, order, and calculate with your cards, then challenge family and friends to a game! 🎲🏆</p>	 <p>🎾 Tennis Star Research</p> <p>Choose a famous tennis player and create a fact file.</p> <p>🎯 Include: Name Country Age Greatest achievements Interesting facts A picture or drawing</p> <p>Challenge: Can you compare two famous tennis players?</p>
 <p>🌊 Ocean Scene in a Box (3D Setting Project)</p> <p>Create a 3D ocean scene inside a box (shoebox or similar). Include features like waves, sea creatures, rocks, or a beach. Then write a setting description using powerful adjectives and sensory language to describe your ocean world.</p> <p>🎨 Make it creative! Use craft materials</p>	 <p>📍 Treasure Map Project</p> <p>Create your own treasure map using a coordinate grid. Plot at least 5 locations using coordinates (e.g. A = (2,4), B = (6,1)) and label them. Draw a route between the locations using direction words such as left, right, forwards, backwards, north, south, east, and west.</p> <p>⭐ Challenge: Collect data (e.g. daily steps,</p>	 <p>How have I grown and changed during Year 4?</p> <p>🎯 Create a scrapbook, poster, booklet, memory box, or digital presentation that celebrates your Year 4 journey.</p> <p>⭐ Include favourite memories, achievements, personal growth, creative work, future goals, and a reflection on what you have learned throughout the year.</p>

	<p>(paper, paint, fabric, recycling items) to build your ocean scene and bring it to life in 3D. 🐳🌊🐟🌟</p>		<p>temperature, or reading minutes) for one week and draw a line graph to show your results. Decorate your project with colours and pictures. 🌍📈</p>		
	<p>🐳 Whale Poetry Poster Create a colourful poster about a whale. Write a short poem using at least 4 similes. Include a large drawing of your whale and decorate your poster with ocean-themed pictures, patterns, or facts. 🐟 Make it creative! Use different colours, borders, bubble writing, and illustrations to make your poster eye-catching and informative. 🐳🌊</p>	 <p>My Daily Timetable Create a timetable showing at least 8 events from your day. ⭐ For each event, record at least: ✓ The activity ✓ The time shown on a digital clock ✓ The time written in words ✓ A drawing of the time on an analogue clock 🎯 Remember to draw the matching analogue clock for each event.</p>	<p>My Daily Timetable Create a timetable showing at least 8 events from your day. ⭐ For each event, record at least: ✓ The activity ✓ The time shown on a digital clock ✓ The time written in words ✓ A drawing of the time on an analogue clock 🎯 Remember to draw the matching analogue clock for each event.</p>	 <p>Create a 3D Model of Human Teeth using recycled materials showing Incisors; Canines; Premolars and Molars</p> <p>🎯 Make sure each type of teeth is clearly labelled and main functions are explained.</p> <p>Please use recycled or reusable materials wherever possible. Eg: Cardboard boxes/ Bottle tops/ Plastic containers/ Paper rolls.</p> <p>Be creative and scientific:)</p>	
	<p>Become a newspaper detective and investigate a news story!</p> <p>Create and complete the 5Ws Investigation Table including: ✓ Who was involved? ✓ What happened? ✓ When did it happen? ✓ Where did it happen? ✓ Why did it happen?</p> <p>🎯 Remember to answer in full sentences. You may choose ONE of the following for your investigation: 🔍 Use a newsletter report from school 🔍 Find a newspaper article at home or</p>	 <p>Calendar Project Create a calendar page for your favourite month. Include the days of the week, dates, and 3 special events. Label the month, season, and place the months before and after it. Decorate your calendar with colourful pictures or drawings. 🌈🌟</p> <p>⭐ Challenge: Create a timeline showing all 12 months of the year in the correct order.</p>	<p>Calendar Project Create a calendar page for your favourite month. Include the days of the week, dates, and 3 special events. Label the month, season, and place the months before and after it. Decorate your calendar with colourful pictures or drawings. 🌈🌟</p> <p>⭐ Challenge: Create a timeline showing all 12 months of the year in the correct order.</p>	 <p>Create a poster, a fact file or a leaflet to explain mountains.</p> <p>💡 You may include what a mountain is, how mountains are formed, physical and human features, wildlife, human activities, and etc.</p> <p>🎯 Remember to be creative and colourful!</p>	

	<p>online with an adult's help.</p> <p>🔍 Choose a well-known event from a book or film and imagine it is being reported in a newspaper.</p>				
--	---	--	--	--	--

<p>Useful websites and resources</p> <ul style="list-style-type: none"> ● Wordsmyth Word Explorer Children's Dictionary; WILD dictionary K-2 Wordsmyth ● Year 4 - England - BBC Bitesize ● https://www.bbc.co.uk/bitesize/topics/zwf2vj6 ● https://www.natgeokids.com/uk/ ● timestables.co.uk (does not need a login) 	<p>Weekly non-negotiables and reminders</p> <p>Remember to:</p> <ul style="list-style-type: none"> ● Read your reading book at least five times a week for 15-20 minutes a day and ensure an adult signs your reading record/homework diary weekly ● Complete weekly online Century learning ● TTRS ● Practise your weekly spellings in your home learning books ● WISEUP workshop ● Sleepover
--	---