






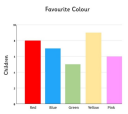



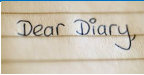


# Year 3 Home Learning Summer 2



This half term, children are invited to complete a range of home learning tasks linked to the curriculum and the learning taking place in class. While you are welcome to complete as many tasks as you like, we ask that you complete **at least three tasks** across different subjects, for example, one English, one Maths, and one from another area of the curriculum.

**Home learning is due on Monday 6th July when children will have the opportunity to share their work with peers and teachers across the year group.** Tasks can be completed in home learning exercise books or in any format you prefer.  
**There will be a showcase for parents to come in to see children's home learning in Summer 2 - there will be a further update on this soon!**

English	Maths	Other Curriculum Subjects
 <p>Setting Description: Write a setting description about Egypt.</p> <p><b>Include:</b></p> <ul style="list-style-type: none"> <li>• The 5 senses</li> <li>• Expanded noun phrases</li> <li>• Similes</li> <li>• A or an</li> <li>• Adverbs</li> </ul> <p>Word families</p>	 <p>The "Day in the Life" Timeline</p> <ol style="list-style-type: none"> <li>1: Pick 5 favourite things you would do (like eating breakfast, playing outside, or watching a movie).</li> <li>2: Draw a long line on a piece of paper. Draw a picture for each activity along the line.</li> <li>3: Write the start time and end time for each activity. Then, work out the duration in hours and minutes.</li> </ol>	<p><b>PSHE</b></p> <p><b>Rights respecting schools</b></p>  <p><b>VIP TASK!!</b> Create a poster about children's rights, showing some rights that are important to you and explaining them with words, pictures, or drawings.</p>
 <p>Pretend you are a tour guide and create a brochure for Egypt.</p> <p><b>Include:</b> Why they should visit Egypt</p> <p><b>Famous places like:</b></p> <ul style="list-style-type: none"> <li>• The Great Pyramid of Giza</li> <li>• The Nile River</li> </ul> <p>Fun facts and reasons to visit</p>	 <p><b>Shape and Angle Sorting Hunt</b> Draw a table with 4 columns labeled: Right Angle, Acute Angle, Obtuse Angle, and Parallel Lines. Look around your house. Find and write down 3 items for each column. Challenge: Draw 3 different polygons using a ruler. Label how many sides, vertices, and right angles each shape has.</p>	<p>History</p> <p>Ancient Egypt</p>  <p>Create something to show what was important to the Ancient Egyptians. You could make a Pharaoh's headdress, design a god or goddess, build a model of the River Nile, or create Egyptian-style jewellery.</p>
 <p><b>Egypt Fact File</b> Write a fact file about Egypt. Include 5–10 interesting facts: <b>For example:</b> <b>Egypt is in Africa.</b> <b>The Nile is one of the world's longest rivers.</b></p>	 <p>The Family Data Project</p> <p>Ask people in your house what their favorite fruit or snack is from 4 options. Collect the data in a tally chart.</p>	<p><b>RE Pilgrimages</b></p>  <p>Imagine you are going on a pilgrimage to a place that is very important to you. Draw a picture of your destination and write 2–3 sentences explaining why this place is so special.</p>

			Use a ruler to draw a bar chart showing your results.		
	<p>Write a diary entry as if you were a child living in Ancient Egypt. Include:</p> <p>Who is he? Who is in his family? What he likes to do during the day? How was his day? Did something bad happen to him?</p> <p><b>How did he solve it?</b></p>		<p>The 1-Minute Challenge</p> <p>See how many star-jumps you can do in exactly 1 minute.</p> <p>Convert your score into seconds. If 1 minute = 60 seconds, how many seconds did it take you to do just half of your jumps?</p> <p>Write down the answers to these conversions:</p> <p>2 minutes = _____ seconds</p> <p>90 seconds = _____ minute and _____ seconds</p> <p>36 months = _____ years</p>	<p><b>Science</b></p> <p><b>Light</b></p> 	<p>Darkness is the <b>absence of light</b>. Imagine you are designing a high-visibility jacket for someone walking home in the dark. Draw a quick design of the jacket and label it to show which materials you would use to make sure it <b>reflects</b> light from car headlights to keep them safe.</p>

### Creative Curriculum Project

This term in History, we are exploring the question: How was school different in the past?

For your home learning project, choose one of the following:

- **Mini Museum Box**  
Decorate a shoebox and fill it with objects or pictures showing an old-fashioned classroom. E.g Chalk, old school uniforms
- **Split Poster: Past vs Present**  
Fold a large sheet in half. One side: School in the past; Other side: School today
- **A Day in an Old-Fashioned School: Create a diary entry** pretending to be a child at school 100 years ago.  
Include:  
What they wore  
What lessons they learned  
What happened if they were naughty  
Playground games  
How they travelled to school  
Add drawings around the writing.

### Useful websites and resources

- Writing – Writing to a friend
- <https://www.bbc.co.uk/bitesize/articles/zx9yvwf>
- Punctuation - <https://www.bbc.co.uk/teach/super movers/articles/zrksqp3>
- English grammar support - <https://www.bbc.co.uk/bitesize/topics/zrqqtfr>

Topic and extracurricular support:

- History – How have schools changed?  
<https://www.bbc.co.uk/bitesize/topics/z34skhv/articles/zdqjsg>

### Weekly non-negotiables and reminders

Remember to:

- **Read your reading book** at least five times a week and ensure an adult signs your reading record or homework diary weekly
- Take part in the **Whitchurch Reading Challenge**. Try to read all 30 books by the end of the school year!
- Complete **weekly online Maths learning** (Century AI)
- Learn your 2, 5 and 10 times tables and challenge yourself on **Times Tables Rock Stars (TTRS)**
- **Practise and write sentences of your weekly spellings** in your home learning books
- PE days for this year are **Mondays** and **Fridays**