





Year 4 Home Learning Summer 1

This half term, children are invited to complete a range of home learning tasks linked to the curriculum and the learning taking place in class. While you are welcome to complete as many tasks as you like, we ask that you complete at least three tasks across different subjects, for example, one English, one Maths, and one from another area of the curriculum.

Home learning is due in the week beginning (Monday 18th May 2026) when children will have the opportunity to share their work with peers and teachers across the year group and receive feedback. Tasks can be completed in home learning exercise books or in any format you prefer.

English		Maths		Other Curriculum Subjects	
	<p>This term, we are reading <i>Leaf</i> by Sandra Dieckmann. Write a poem from a leaf's perspective as it falls, describing what it sees, hears and feels using descriptive language, repetition and similes.</p>		<p>My Mini Shop Challenge</p> <p>Create a mini shop using toys and coins. Give prices, set a budget, and solve real-life buying problems by choosing items, adding totals, and working out change using simple calculations.</p>		<p>VIP TASK!!</p> <p>Before Art Day, create a mood board at home with your chosen ocean or river creature. Include images, colour swatches, movement sketches, and texture ideas. Use paper, sketchbook, collage, or digital format. This will help you plan your composition, techniques, and final artwork for Art Day.</p>
	<p>Create a dictionary with at least 12–20 words. For each word, include:</p> <ul style="list-style-type: none"> ✓ The word ✓ The definition (in your own words) ✓ The word class (noun, verb, adjective, adverb) ✓ A sentence using the word ✓ A small picture to help explain it (optional but encouraged!) 		<p>This term we are learning decimals. In your homework books, create a short arithmetic test for someone else to complete. Include questions on dividing by 10 and 100, tenths, hundredths, comparing and ordering decimals. Show answers separately.</p>		<p>Explore important Buddhist symbols such as the lotus flower or the Wheel of Dharma.</p> <p>Create a piece of artwork showing one or more symbols</p> <p>Write a short paragraph explaining: What the symbol means. Why it is important in Buddhism.</p>
	<p>Information Card Set</p> <p>What to Do: Choose a topic (e.g. animal, habitat, volcano, river, mythical creature); find at least 6–8 technical words linked to your topic;</p>		<p>Fraction Board Game</p> <p>Create a simple game where players compare fractions to move forward.</p>		<p>Create your own Bingo board based on what you have learned about Living Things and Their Habitats.</p> <p>Eg. You could draw a 3x3 grid (9 squares) on paper. In each square, write a different activity linked to our topic.</p>

	<p>write a short information report using these words</p>			<p>🎯 Make sure each task is clear and easy to understand. Include a mix of drawing, writing, and thinking activities. Be creative and scientific:)</p>
	<p>Create a fact file booklet to report a plant or an animal.</p> <p>🧠 Your Report Must Include:</p> <p>A clear title; Subheadings (e.g. Habitat, Diet, Appearance);Facts written in full sentences; Technical vocabulary (scientific or subject-specific words); Diagrams or labelled pictures</p> <p>🎯 Remember: Write in a clear and factual way; Do not use “I” or opinions;Organise your work using headings and labels</p>		<p>🍷 Menu Design</p> <p>Create a kids menu using decimals (e.g. £2.50, £3.75) and order items from cheapest to most expensive or vice versa.</p>	 <p>Create a poster or fact file to explain what a river is and how rivers are used by people and animals.</p> <p>💡 You may include a simple definition of a river; a labelled drawing of a river (including source, mouth, banks); at least 3 ways rivers are used, like farming, drinking water, energy, and etc. Remember to be creative and colourful!</p>

<p>Useful websites and resources</p> <ul style="list-style-type: none"> ● Wordsmyth Word Explorer Children's Dictionary; WILD dictionary K-2 Wordsmyth ● Year 4 - England - BBC Bitesize ● https://www.bbc.co.uk/bitesize/topics/zwf2vj6 ● https://www.natgeokids.com/uk/ ● timestables.co.uk (does not need a login) 	<p>Weekly non-negotiables and reminders</p> <p>Remember to:</p> <ul style="list-style-type: none"> ● Read your reading book at least five times a week for 15-20 minutes a day and ensure an adult signs your reading record/homework diary weekly ● Complete weekly online Century learning ● TTRS ● Practise your weekly spellings in your home learning books ● Workshop for the half term: Buddhist Temple - Willesden Green and Geography Field trip to Stanmore Marsh
--	---