







## Miss Clayton's Takeaway Menu – Spring 1



The homework activities in the table below are all linked to your learning in class. We are excited to see your home learning and we are hoping to put some of your brilliant pieces on display throughout the year. If you have photos of extra home learning or achievements from home, you can also put these in your homework books to share with the class and your teachers.

Aim to complete two pieces of homework each week and please tick or cross off which of the activities you have completed. At the back of your homework books are spelling and maths facts assessments. The Year 3 teachers will tick off throughout the half-term when you have achieved some of these skills. If you are feeling super ambitious, you can practise these spelling and maths skills at home!

<b><u>Maths</u></b>	<b><u>English</u></b>	<b><u>Reading</u></b>	<b><u>Maths</u></b>
Complete the maths arithmetic challenges.	Complete the punctuation and grammar challenges.	Complete the reading comprehension challenges.	Complete the maths geometry reasoning challenges.
<b><u>English</u></b>  Write a biography about someone that you are interested in learning more about. For example, a favourite sportsperson, a scientist or singer.  	<b><u>Maths</u></b>  Complete the money jar challenges.  	<b><u>Science</u></b>  Research a fossil of your choice and create a quiz about them, including: <ul style="list-style-type: none"> <li>• The name of the animal or plant.</li> <li>• 8 quiz questions about it.</li> <li>• A picture or drawing of the animal or plant.</li> <li>• Remember to put the answers on the next page!</li> </ul> We will use these quizzes to test our friends in the classroom!	<b><u>History</u></b>  Research an artefact from the stone age. Draw a picture of your artefact and write a label for it which says what it is, what it is made from and what it was used for. For example, a neolithic axe, stone arrowheads or an antler hammer.  
<b><u>Reading</u></b>  Write a summary about a book you have read and enjoyed this half-term. Remember to use time adverbials, such as first, next and then.  	<b><u>PSHE</u></b>  Write a card or a letter to someone that you are thankful or grateful for. For example, a family member, a friend or a sports coach.  	<b><u>French</u></b>  Draw or paint a picture and label the colours that you have used in French.  	<b><u>IXL</u></b>  Practise your maths and English skills on IXL twice a week. <u>Maths skills this half-term on IXL:</u> <ul style="list-style-type: none"> <li>• 2D Shapes</li> <li>• Fractions</li> </ul> <u>English skills this half-term on IXL:</u> <ul style="list-style-type: none"> <li>• Verb tense</li> <li>• Prepositions</li> <li>• Contractions</li> <li>• Pronouns</li> </ul>
<b><u>Maths</u></b>  Practise your times tables using Times Tables Rock Stars three times a week.	<b><u>Family</u></b>  Go on a walk with your family and tell a Year 3 teacher all about it.	<b><u>Maths</u></b>  Practise counting in 3s, 4s, 8s, and 50s.	<b><u>Maths</u></b>  Ask an adult to quiz you on what time it is every day. Can you read the digital and analogue time?