


# Year 1 Phonics

1. What is phonics?
2. What is the Phonics Screening Check?
3. How can I support at home?



# How is reading and writing taught in year 1?

We use Read Write Inc. to teach children phonics. Once children begin to blend sounds together, they use this to read words.

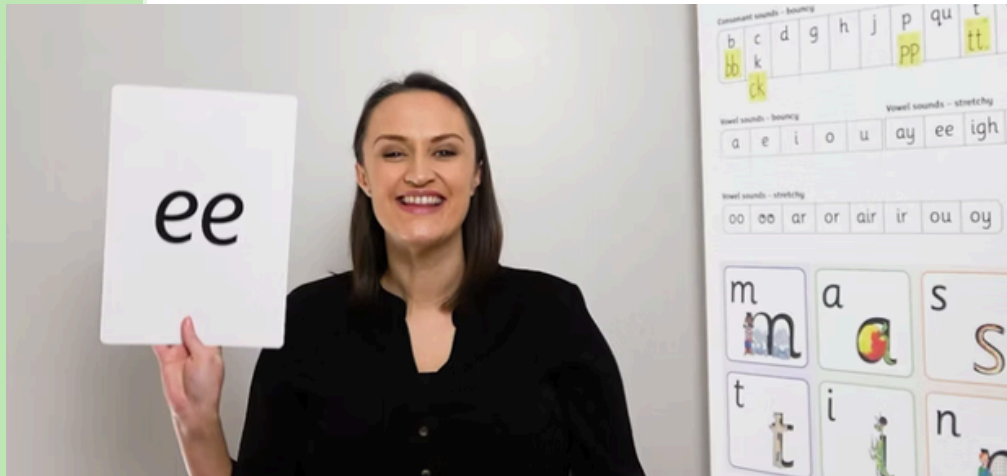
RWI Speed Sounds Lesson



RWI Reading Lesson



# What is Read Write Inc?




Systematic synthetic Phonics programme consisting of:

## **Speed sound lesson**

(learning a sound in isolation, applying the sound, learning to write the sound and review previous sounds)

## **Reading lesson**

(covering comprehension, fluency and decoding)



# Why does RWI take so long? (EYFS- Year 2)

- 44 sounds
- Over 150+ graphemes
- One of the most complex alphabetic codes in the world.

The aim is for children to be **fluent** and **confident** readers by the end of Year 2 with appropriate **intonation, expression** and **comprehension** skills.

Consonant sounds

f	l	m	n	r	s	v	z	sh	th	ng
ff	ll	mm	nn	rr	ss	ve	zz	ti		nk
ph	le	mb	kn	wr	se		s	ci		
					c		se			
					ce					

b	c	d	g	h	j	p	qu	t	w	x	y	ch
bb	k	dd	gg		g	pp		tt	wh			tch
	ck				ge							
	ch				dge							

Vowel sounds

a	e	i	o	u	ay	ee	igh	ow
	ea				a-e	e-e	i-e	o-e
					ai	y	ie	oa
						ea	i	o
						e	y	

oo	oo	ar	or	air	ir	ou	oy	ire	ear	ure
u-e			oor	are	ur	ow	oi			
ue			ore		er					
ew			aw							
			au							



There are also many steps involved in learning Read Write Inc Phonics.

Children are carefully monitored that they have met each of these steps **before moving on.**

This may mean revisiting sounds, words and story books until they are **confident. This is absolutely okay!**

**We want your child to love reading.  
And that can be hard when reading is hard!**

# Reading is second nature to us as adults now!

However, every time your child opens a book to read a word, they are trying to remember:

1. What sound can I spot?
2. Can I blend the word?
3. What does this word mean?
4. Do I need to add expression or intonation to this word?
5. What did this sentence say again!?

# What is a special friend?




Two or three letters to make one sound

denied  
.....

seat  
.....

Children are encouraged to 'spot this first' before reading the whole word to support fluency.

# What is a chatty friend?



Two sounds that have been 'split' with a sound between them.

'Split them up!' for being chatty



# Reading a word



1. Special Friends, Fred Talk,  
Say the Word

2. Special friends,  
Fred in your head.

3. Fred in your head.



Removing sound buttons to add challenge.

# Phonics reading book



When reading at home, it is important at this stage to encourage children to Fred in your head.

Particularly when reading shorter 'speedy green' words such as 'soft' or 'shop'.

These words are in the back of each phonics book if you are unsure.

# What is the Phonics Screening Check?

The check contains 40 words and it assesses phonics skills and knowledge learned through Reception and Year 1.

Your child will read four words per page and they will do the check in one sitting of about 5-10 minutes.

# Example of Real Words:

relay

ending

dolphin

crackers

few

fried

beak

cute

# Pseudo Words (Alien Words)

These are words that are phonetically decodable but are not actual words with an associated meaning e.g. briip, snorb.

Pseudo words are included in the check specifically to assess whether your child can decode a word using phonics skills and not their memory



# Example of Pseudo Words (Alien Words)

brend



bew



throst




clune



stret



baup



spraw



cheve







# Year 1 Phonics Screening

## June 2026

Pass= 32/40 (on average- can change each year according to government guidelines)

Section 2

brend	
throst	
stret	
spraw	

Page 15 of 24

Section 2

label
vanish
blossom
thankful

Page 21 of 24

Pass- child may continue with RWI to support fluency or move on to shared whole class reading

Children not meeting the standard will be able to re take the check in Year 2. They will continue with RWI lessons and may also receive tutoring and targeted Phonics lessons in Y2

# How is my child assessed?

The children do not know this is a 'test'!

'Will you pop out to see Miss Burns to do some reading?'

Quiet and calm environment

Lots of support and encouragement

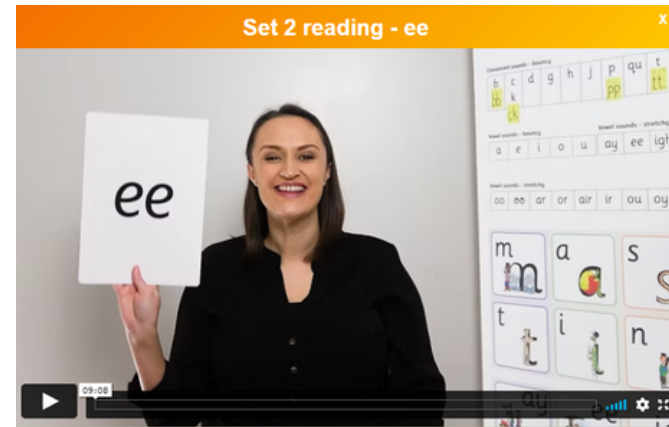
We will also complete practice sessions throughout the the children are used to the process.



# Additional School Support



Tutoring for lowest 20%



Portal videos/games (reviewing sounds)



Staff coaching/monitoring (ensuring every group is receiving high quality teaching)



Opportunities for independent, adult led and group reading



Year 6 phonics buddies

# How can I help?

Read books for pleasure

Sound spotting- I spy

Fred fingers- Can you spell that for me?

Phonics games

Watch portal videos on Seesaw


Show them reading is fun and important- give them a sense of purpose!

e.g can you read what that sign says? Can you tell me what day your homework is due?



# How can I help?

This QR code will take you to some helpful RWI training videos:



Phonics Pop

Set 1: s, a, t, p  
Set 2: i, n, m, d  
Set 3: g, o, c, k  
Set 4: ck, e, u, r  
Set 5: h, b, f, ff, ll, ss  
Set 6: j, v, w, x  
Set 7: y, z, zz, qu

sh th ch wh  
ay ai a\_e  
oa ow o\_e  
oy oi  
igh i\_e  
or aw au  
oo oo ew ue  
ir ur er ee

Choose three or more sounds from this section.

tight

Forest Phonics

sp gr sl fl ng ee ea ar  
ch nk ay ai a\_e  
sh th ow oa o\_e

rule

FAKE REAL



Back

Your score: 1  
Progress

packing

Fake Real

Tricky Trucks

Phase 3

PHONICS BLOOM

p

B P P P

food



# Every child is different!

EAL

SEN

Generally finds reading tricky!

**That's okay!**

**Thank you for your  
support!**

**Any questions?**

