



Christleton Primary School

Meet the teacher

Reception

Staffing

- Mrs King is the class teacher.
- Miss Speed and Miss Thompson are the class teaching assistants.



Our Timetable

	8:50-10:00	10:00-10:15	10:15-11:45	11:45-1:00	1:00-1:15	1:15-2:30	2:30-3:20
Mon	Read Write Inc. Drawing club	Snack Break Time	English Continuous Provision	Lunch	Handwriting Maths	Continuous Provision	Assembly
Tues	Singing Assembly English	Snack Break Time	English Continuous Provision		Handwriting Maths	Continuous Provision	Continuous Provision and story
Wed	Read Write Inc. Drawing Club	Snack Break Time	English Continuous Provision		Handwriting Maths	Continuous Provision	Amasing Music Lessons
Thu	Read Write Inc. Drawing Club	Snack Break Time	English Continuous Provision		Handwriting Maths	Continuous Provision	PSHE
Fri	Read Write Inc. Drawing Club	Snack Break Time	PE		Handwriting Maths	Continuous Provision	Assembly

School Uniform, PE days and Forest School

Our school uniform helps children show pride in belonging to our community. It promotes a sense of belonging and ensures equality for all. A smart appearance supports positive attitudes to learning and reflects well on our school to visitors and the public. It also helps prevent pressure over clothing choices.

Please support us by ensuring your child is dressed correctly for school.

On PE days, children should come to school wearing their PE kit to get the most from their lessons. For forest school sessions, children will need to wear suitable clothing, which may vary depending on the season and weather.

Our PE day will be Friday.

We will share details of when your child will be taking part in forest school sessions nearer the time.

Boys' uniforms	Girls' uniforms
<ul style="list-style-type: none"> Royal blue crewneck sweatshirt bearing the school emblem. Sky blue polo shirt preferably with the school emblem. Navy / grey trousers / short trousers. Plain white, grey, black or navy socks. Black / Dark shoes 	<ul style="list-style-type: none"> Royal blue crewneck sweatshirt or cardigan with school emblem. Sky blue polo shirt preferably with the school emblem. Navy skirt, trousers or pinafore. Black / Dark shoes
Summer uniform	Summer uniform
<ul style="list-style-type: none"> Short trousers can be worn instead of trousers. Polo shirts can be worn without sweatshirts 	<ul style="list-style-type: none"> Blue and white Gingham checked/ striped dress. Polo shirts can be worn without sweatshirts
Optional	Optional
<ul style="list-style-type: none"> Optional royal blue fleece or reversible fleece with school emblem. 	<ul style="list-style-type: none"> Optional royal blue fleece or reversible fleece with school emblem.
Footwear	
<ul style="list-style-type: none"> Sensible black or dark brown shoes or plain black trainers. These should have flat soles and should ideally be of a waterproof material. No ballet pump type shoes or plimsolls. No sandals, flip flops or open toed shoes. 	

Physical Education (PE)	
Summer	
<ul style="list-style-type: none"> Royal blue t-shirt preferably with the school emblem Dark black or navy PE shorts Change of socks Pumps and trainers for outdoor sports 	
Winter	
<ul style="list-style-type: none"> During the winter months (October half-term to the end of the spring term) a track suit may be worn PE Hoodie No colourful leggings 	
Swimming	
Boys	Girls
<ul style="list-style-type: none"> Shorts or trunks A towel and bag to keep wet kit separate from dry. A pair of goggles (optional) would also be very useful 	<ul style="list-style-type: none"> A one-piece swimming costume A towel and bag to keep wet kit separate from dry. A pair of goggles (optional) would also be very useful

Jewellery

- Jewellery should not be worn other than watches and plain stud earrings (silver or gold colour). It may be requested that a watch is not worn if it proves to be a distraction to the child within lesson time.
- Watches with games or cameras are not permitted.
- The jewellery is the responsibility of the child to look after and should be removed during physical education lessons or covered with a plaster.
- Pupils are not permitted to wear any other jewellery in the school grounds due to health and safety risks.

Make-up

- Christleton Primary School does not consider make-up appropriate and pupils are not permitted to wear any such products. However, there may be exceptions in extreme circumstances, at the headteacher's discretion (i.e. a pupil may be permitted to cover heavy scarring/skin damage).
- No nail varnish should be worn by children in school.

Hair

- Christleton Primary School reserves the right to make a judgement on the suitability or unsuitability of pupils' hair and appearance.
- Extreme hairstyles, such as Mohawks and patterned or brightly coloured hair are unacceptable.
- Pupils with long hair must ensure that this does not impede their vision, cover their face or provide a health and safety risk i.e. it should be tied back during physical education lessons.
- Bandana style headbands and flowers/bows or excessive hair accessories are not to be worn. However, plain hair clips or bands are acceptable
- Protective hairstyles, such as cornrows, are permitted for those with afro-textured hair. Other hairstyles may be exempt from the rule above on religious grounds, taking into account each individual person's scenario.



EYFS

Statement of intent

We believe that our Early Years Foundation stage is crucial for developing firm foundations to be built upon throughout the school journey and beyond. It is our intent that children who enter our EYFS develop physically, verbally, emotionally, creatively, intellectually and spiritually whilst embedding a positive attitude to school and learning in order for each child to achieve their full potential. We set high expectations throughout all areas of school life and beyond. Our motto is introduced in our reception class... 'Be the best you can be'. This motto is embedded in all aspects of children's lives, as they become lifelong learners in an environment of acceptance and support. We believe that all children deserve to be valued as individuals and we are passionate in supporting children achieve their full, unique potential.

Overview

	Autumn 1	Autumn 2	Spring 1	Spring 2	Summer 1	Summer 2
Possible Themes	Marvellous Me	Autumn Space Christmas	Things that Move People Who Help Us	People Who Help Us	Our Wonderful World Traditional Tales	Our Wonderful World
Key Texts	Gingerbread Man	Star in the Jar	Something Else Naughty Bus	Supertato Juniper Jupiter	Silly Doggy Little Red	The Something
Other text	Only One You You Choose What I like about me Let's make faces The Three Billy Goats Gruff The Three Little Pigs	Star in the Jar Aliens Love Underpants Whatever next Spaceman Bob Look Up There's An Alien in Your Book The Darkest Dark	Big book of cuddles Giraffe's Can't Dance Elmer You Be You The Queens Handbag That's Not my Hat A Walk in London	Different Supertato books There's A Superhero in Your Book Superheroes Don't Get Scared Ten Little Superheroes Traction Man Super Daisy Superworm	Little Red Riding Hood Red Riding Hood Was Rotten Little Red Riding Hood and the Sweet Little Wolf	Meercat Mail Baby Koala Diary of a Wombat Possum Magic Clever Sticks Suki's Kimono Brining the Rain to Kipiti Plain For You Are a Kenyan Child Mama Panya's Pancakes
Poetry	All About Me by Jessica McDonald Autumn Leaves are Falling Down Twinkl Bendy Man	Remember, Remember the 5 th November I have a Little Poppy. Zim Zam Zoom	Dragon Dance Song Snow Flake, Snow Flake I'm A Snowflake Snowball I'm a Little Snowman Five Little Snowmen	Down at the Station A Sailor Went to Sea The Big Ship Five Little Firemen The Wheels on the Bus If I was a Superhero	Little Red Summer Summer Summertime	10 Little Lady Bugs Caterpillar Garden

Communication and Language

Listening, attention and understanding
Progression of skills:

Autumn	Spring	Summer
<ul style="list-style-type: none"> To listen to my teachers and friends and follow simple instructions. To listen to traditional stories and stories that are familiar to me recalling the main event. 	<ul style="list-style-type: none"> To listen to my teachers and friends and follow a series of simple instructions. To listen carefully to stories and retain what has been heard and recall the key points. 	<ul style="list-style-type: none"> To listen to my teachers and friends and follow more complex instructions. To listen carefully to stories, retain what has been heard and recall the key points with some exact repetition and offering my opinion on what I have heard.

ELG:
Children at the expected level of development will:

- listen attentively and respond to what they hear with relevant questions, comments and actions when being read to and during whole class discussions and small group interactions;
- make comments about what they have heard and ask questions to clarify their understanding;
- hold conversation when engaged in back-and-forth exchanges with their teacher and peers

Speaking

Autumn	Spring	Summer
<ul style="list-style-type: none"> To understand and answer how and why questions. To ask simple questions to my friends and adults. To engage in conversations with adults and peers and begin to communicate more confidently. 	<ul style="list-style-type: none"> To begin to use simple connectives to connect one idea or action to another. To use a range of questions when communicating with friends and adults. To communicate confidently with peers and adults and use talk to communicate needs, news, feelings and ideas beginning to use new vocabulary. 	<ul style="list-style-type: none"> To confidently use new vocabulary throughout the day in the correct context. To use talk in different ways, in imaginative play, to develop thinking, to collaborate and plan with others and express ideas. Respond to discussions with comments and questions.

EYFS Progression Document

This document explains what the children will be learning during the year. It can be viewed on the school website under curriculum or on the class page.

Reading



- Phonics is taught through the Read Write Inc. programme. It is taught everyday.
- Children will begin to bring home sounds to practise saying as well as forming the letters correctly.
- Over time they will have learnt enough sounds to begin segmenting and blending to enable them to read and write.
- Children will read following this programme in school using books matched to the sounds they are learning.
- These books will be sent home for them to practise.
- Repetition ensures these sounds go into the children's long term memory. Therefore, books will be changed at a slower pace.
- Your child will bring a library book home once a week to enjoy with you.

Guided Reading



Behaviour

**Ready
Responsible
Respectful & Kind**

We place great value on praise and recognition, using every opportunity to promote and reinforce positive behaviour. By celebrating those who go Above and Beyond, we help raise expectations across the whole school.

Children can be recognised in many ways — through praise boards, postcards sent home, positive phone calls, or public displays of excellent work.

We ask for your continued support with our behaviour policy. It's vital that children see a consistent message from both home and school. When things do go wrong, we see it as a chance to teach and guide. Behaviour needs to be learned, modelled, and reinforced with consistent responses from both staff and parents. We always take time to understand what happened and ensure every child has the opportunity to be heard.



Trips and visitors

To enrich and broaden our children's education, we make the most of our local environment, organise school trips, and invite visitors into school. These experiences play a key role in developing children's character and building their cultural capital.

We understand the cost involved and always aim to give as much notice as possible. Your support in making these opportunities happen is hugely appreciated — they simply wouldn't be possible without it.



SeeSaw and children's work

We use Seesaw across the school to share learning and celebrate children's achievements.

Children are encouraged and taught to upload work and activities they're proud of, giving you a window into their day.

They especially love it when you click the heart to show you've seen and appreciated their work!



SeeSaw and Communication

The Seesaw app includes a messaging feature that parents can use to contact the class teacher for positive communication or simple, class-based queries.

Please note that Seesaw is not to be used like WhatsApp or Facebook. It should not be used for reporting absences, changes to pick-up arrangements, or to raise concerns about progress or incidents, for these, please contact the school office by email at admin@christletonprimary.cheshire.sch.uk or call 01244 455288 to make an appointment.

Teachers check Seesaw regularly but not while teaching or when off-site, as it's important they have time to switch off. Staff aim to respond to messages within three days.

Any inappropriate messages or an unsatisfactory tone will not receive a response and may be reported to the headteacher. Misuse of the messaging feature could result in access being removed.



Snacks and hydration

Hydration


It's very important that children stay hydrated throughout the school day. Please ensure your child brings a named, reusable water bottle, filled and ready to use, each day.



Snacks

Fruit is freely available in school for children in EYFS, Year 1, and Year 2 and often for older children too.

All children are welcome to bring in a healthy snack for break time, and we kindly ask parents to be mindful of allergens, especially by avoiding nut-based products. Children in Years 3-6 also have the option to purchase a snack in school during break time.



The School Website

Our school website is a valuable source of information for parents.

Alongside the school calendar with key dates, you'll find newsletters, details about the curriculum and learning, and a range of useful resources to help support your child at home.

We encourage you to check the website regularly to stay up to date.



School Dinners

Our staff

Christian Primary School meals are provided by Edendale.
The Edendale catering team are:
Catering Supervisor - Mrs Diane Clayton
Catering Assistant - Mrs Brown and Mrs Worthington

Who provides the school meals?

Meals are provided by Christian West & Chester Council through their 'Children & Young Peoples Catering Services' (formerly CYS).

How do I pay for school meals?

School meals should be paid using your ParentPay online account. Payment should be made in advance of taking a meal. It is preferred if payment can be made at least weekly.




What is the cost of school meals?

School meals are currently £2.20. A termly overview of costs can be found below.

Please note that every child in reception, year 1 and year 2 will receive a free school lunch.

Can my child bring a break-time snack?


Children are allowed to bring a healthy snack for morning break but we suggest to parents that fruit is the most suitable option. School snacks (fruit) are provided for children in years 3, 4, 5 & 6, which should be paid for via



X and Instagram

Recognising the changes in how social media is used and the challenges schools now face with Twitter (X), we will be moving to Instagram this academic year.

Keep an eye out for more information, we'd love you to follow us and stay connected!









Attendance and Absence

Good attendance is essential for children to make the most of their learning, opportunities, and development. We're proud to work closely with families to ensure children attend regularly, are well prepared, and arrive on time.

If your child is absent, please inform the school by calling the office on 01244 455288. We will follow up on any unexplained absences.

In line with DfE guidance, requests for leave during term time can only be approved in exceptional circumstances, as education must remain the priority.

Further details on illness and absence can be found on our school website under the Parents tab.

Attendance	Days lost	Weeks lost	Impact
100.0%	0	 1 week	Your child attends school and is able to take full advantage of every learning opportunity
99.0%	1.9		
98.0%	3.8		
97.0%	5.7		
96.0%	7.6		
95.0%	9.5	 2 weeks	Your child's absences may result in them falling behind in school. They may need to spend time catching up with missed work
94.0%	11.4		
93.0%	13.3		
92.0%	15.2	 3 weeks	Your child's absences will be having an effect on their education. Your child will be at risk of underachieving and may need extra support from you to catch up with their school work.
91.0%	17.1		
90.0%	19		
89.0%	20.9	 4 weeks	Your child's absences will be having an effect on their education. Your child will be at risk of underachieving and may need extra support from you to catch up with their school work.
88.0%	22.8		
87.0%	24.7		
86.0%	26.6	 5 weeks	Your child's absences will be having an effect on their education. Your child will be at risk of underachieving and may need extra support from you to catch up with their school work.
85.0%	28.5		
84.0%	30.4		
83.0%	32.3	 6 weeks	Your child's has poor attendance. It is likely that there will be a significant impact on their learning.
82.0%	34.2		
81.0%	36.1		
80.0%	38		

Helping at home!



To help your child succeed, we need to work together as partners. Your role as parents is vital.

Please support the school by:

- Helping your child with home learning, such as multiplication tables and spellings.
- Encouraging a love of reading by enjoying stories together and ensuring they read at least three times a week.
- Informing us of any significant changes at home that might affect your child.
- Letting us know if your child feels reluctant or worried about coming to school.
- Promoting independence and resilience by allowing your child to solve problems on their own whenever possible.
- Supporting the school's behaviour policy with your words and actions.
Good behaviour is just as important as academic learning, and children need guidance to develop these skills.

Medication

School has agreed to administer both short-term e.g. antibiotics and long-term e.g. asthma medication.

Medication will **ONLY** be accepted and administered by school if it has been prescribed and labelled.

Three forms are available from the office; Short-term Medication (less than three weeks), Healthcare Plans (for those with long term medical conditions and allergies), Asthma Healthcare Plan.



Any Questions

If you have any questions, please don't hesitate to ask.

We want to get this right for your child just as much as you do.

If you think of something after today, feel free to send us a message on Seesaw, email us, or call the school at [01244 455288](tel:01244455288).

