



# Kingsley Community Primary and Nursery School

Team Willow  
Meet the Teacher!  
September 2025



# Team Willow...



The front classroom is a more formal setting, which I wear the children onto throughout the Autumn term.

Mrs Hangreaves  
Class Teacher

Mrs Carswell  
Teaching Assistant

Mrs Taylor  
(trained teacher)  
'Teacher time'  
cover on a Tuesday  
pm

Mrs Robinson &  
Mrs Brucey  
TAs for PM  
RWI interventions





Our back room 'Leading our Learning' is perfect for their transition from Reception! We love going in there on Friday afternoons!

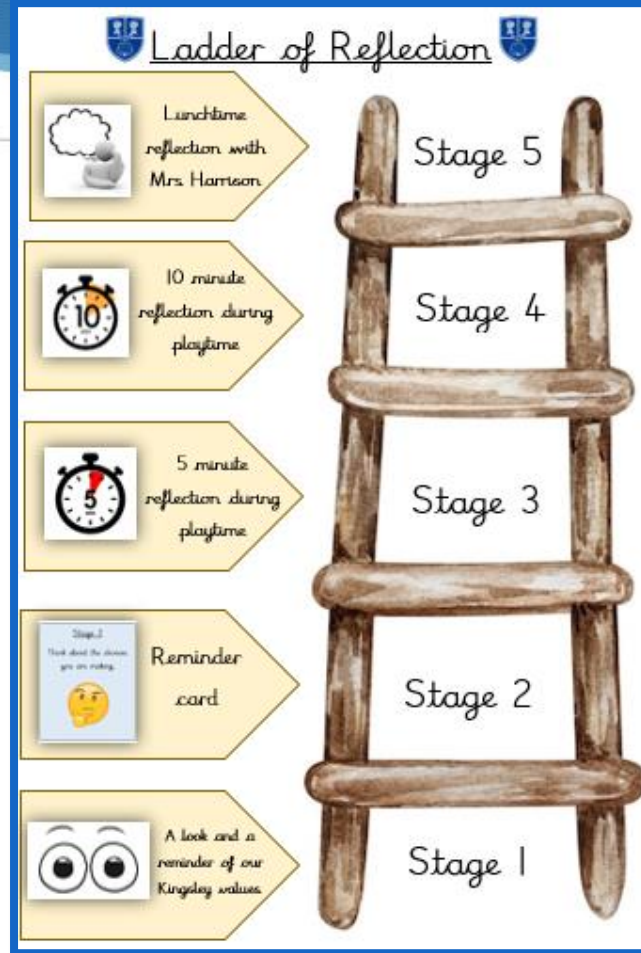


# Celebrating Positive Behaviours...

- Recognition board...spinner winner Fridays!
- House Points
- Head teacher awards
- Celebration assembly certificates
- Treat for house with winning house points (non-uniform day with extra play)



# Ladder of Reflection...






# Handwriting...

Unfortunately, handwriting is at the top of the “endangered” human activities list, and it is likely to become extinct shortly!

- REC - RWI letter formation rhymes, beginning to introduce pre-cursive.
- Y1 - Pre-cursive with 4 letter types, with some children moving to continuous cursive by end of Y1.
- Y2 + - Continuous cursive.

Great for our dyslexic children!

Long Ladder Letters




i l t u j y

Curly Caterpillar Letters



a d c o f e s g q


Zig-zag Letters



w w x z

Cursive writing also supports writing pace and flow as they move up school.

One-armed Robot Letters



b h k m n p r

However...beautiful handwriting is one of the most precious gifts that I can give to your child, as they can take it with them through their entire life!

# Our writing at Kingsley...

The carousel's lights lit up the fairground's gaze. The lanterns glow faded when the captain's golden braid flew open. The juggler's skittles flew up into the air. The stars light brightened the whole fair. The turt's decorations sparkled in the night. Mo's dress had flowers on it. The juggler's flip was incredible. The spectators' faces began to gaze. The crowd's facial expressions started to gaze.

Year 3

Year 4

Thursday 9<sup>th</sup> May

LO: I can summarise the main humanist beliefs.

Reason	Science	No purpose to the universe
Humanists believe that you must think carefully about decisions. Conclude based on fact not feelings.	Humanists believe in science because things are tested and conclusions are based on evidence.	Humanists believe the actions of the universe happen by chance and it has no specific purpose.
Meaning of life	Non-existence of gods	Ethical decisions
Humanists believe their own life, ideas, and actions.	Humanists do not believe in gods because there is no evidence to support the <del>non</del> noun.	Humanists believe to live a good life they must consider both positive and negative to actions.

su su su su su su su su

sure sure sure sure sure sure

The town has a shiny, golden sun that shines through the day.

The girl has a fluffy, cute dog that she plays with in her big, green garden.

The town has a big lake so that orange, cool fish can swim in it.

Year 2

Year 6

Dear Mr Starn,

I am writing this letter to tell you that you should remove the new rules for schools. It will take away everyone's opportunity to be diverse and their rights.

I think that the new rule is sexist and you shouldn't tell people what to wear. How would you feel if you loved to wear skirts but were told to wear shorts?

Year 1

Tuesday

MY OUTCOME: Simple or compound sentence

MY STEPS TO SUCCESS:

My fantastic 4!

Aa ☒ ☒ ☒ ☒ and

I feel \_\_\_\_\_.

I feel sad and I feel worried.

I feel upset and I feel lonely.

I feel grumpy and I feel lost.

Friday 25<sup>th</sup> April

MY OUTCOME: Question

MY STEPS TO SUCCESS:

My fantastic 4!

? ☒ ☒ ☒ ☒ un- -est

Do you think the boys feel wither?

Do you think the boys feel unhappy? is the scary of death?

Do you think the boys feel green?

Do you think the boys feel lonely?

Who is the scariest boy?

# Home Learning... Reading

## Reading Log

All children are encouraged to read at least 3 times per week. Once they have read, please make sure you complete their reading log, ticking for each read and signing it.

Reading books will come home weekly. Your child's book swap day will be displayed at the top of their reading log for each half term.

## Reading Raffle

There's an optional reading raffle that is drawn at the end of every term!

**Home Reading Log - Autumn 1 Term**

Each week, your child will bring home two books on their designated book swap day. The first will be their levelled book (Read Write Inc. or Bug Club) and the second will be a book for pleasure that they have chosen themselves from their classroom library. Please log their reading in the tables below. You will receive a new sheet for each half term.

**Your child's book swap day for this half term will be on: FRIDAY**

**Levelled Book Log (Read Write Inc. or Bug Club)**

Please ensure that their levelled book is read at least 3 times a week by completing the table below:

	Week 4	Week 5	Week 6	Week 7	Week 8
Book Title					
Tick for 1 <sup>st</sup> read					
Tick for 2 <sup>nd</sup> read					
Tick for 3 <sup>rd</sup> read					
Tick for each additional read					
Parent sign for the week					

**Additional Book Log**

Please record further reading of any other books, including the book for pleasure, in the table below:

Date	Title	Tick for each read	Parent sign

**Kingsley's Reading Raffle - Autumn Term**

Once you have completed one of the challenges, colour in the box and add an adult to sign it. At the end of each term, your name will be entered in a raffle to win a super prize! Happy reading!

Read a simple recipe that you are able to follow. Don't forget to eat your yummy creation!	Read in a tent or homemade den!	Read on a swing!	Make a poster advertising our school library which is called 'The Book Base'. It must be colourful and eye-catching. The best one will be used in our school!
Go to your local library and find a non-fiction book about dinosaurs!	Read in the bath!	Re-design a front cover for your favourite book.	Read at least 3 pages of a book to a relative on the phone.
Read on the way to school.	Listen to an audio book.	Find a poem and learn it off by heart to share with your class!	Have a reading party or play date.



# Home Learning...

## Homework Sheet

Homework will go out on Friday, to be completed by the following Friday. Consequently, Kingsley journals only need to be brought in on a Friday.

### Maths

Children will receive a small maths task which is linked to the maths learning of that week, in order to reinforce new knowledge.

### Spelling

All children will be given a list of spellings on Friday, please support them by helping them to learn them; they will have a test the following Friday. They will then be assessed on the Level Up spellings at the end of each half term to see if they've unlocked a new level!

### Homework Club

Where children are not completing homework, they will be invited to join our homework clubs that will run on Friday lunch time. Teachers will be there to support the children.

# Homework Sheet...

## Team Willow Homework Tasks - Complete by Friday 4<sup>th</sup> October

Task 1a: Practise your weekly **LEVEL UP SPELLINGS** spellings for your spelling test on Friday.

- of
- put
- for



Task 1b: Practise writing this letter:

b b b b b b b b b b

### Additional Tasks

- Read your levelled book 3 x weekly aloud to an adult (sign off in KJs).
- If you are on Read Write Inc, practise your sounds and words from your RWI homework sheet.
- Complete your reading raffle activities for a chance to win! (optional)

Task 2: Maths practice.

a) Fill in the table below.

Number	One more
three	
7	
9	
six	
8	
ten	









b) Complete the number tracks below.

7	6			

10			7

# Home Learning... Phonics

If your child is on our Read Write Inc scheme, they will receive weekly homework based upon the sounds that we've been working on in the week. Please ensure that parents tick after each section has been practised at least 3 times.

Read Write Inc Homework					
Name:	RWI Group Leader:			Week Beginning:	
Please can parents ensure that your child goes over the sounds and words below at least <u>three times</u> , and then please tick in the coloured boxes once complete so that the class teacher knows that the homework has been completed. Many thanks for all of your support at home with our budding readers!					Please to tick each section once practised 3 times.
 Our weekly <u>sounds</u> are:					
 Our weekly <u>sounds within words</u> are:					
 Our weekly <u>alien words</u> are:					
 Our weekly <u>speedy reading words</u> are: (must try to read straight away and not sound out first)					
 Our weekly <u>cotten red words</u> are:					
<h3>The Three Stages of Early Reading</h3> <p>Your child's RWI leader has put an arrow at the stage that we are encouraging them to work at. When listening to your child read their levelled book at home, please also encourage that stage (e.g. if your child is sounding out every word and the RWI leader has stated that they are being encouraged to 'secret Fred', then just whisper, 'Remember, secret Fred!'). Please note, if we are encouraging your child to 'secret Fred' and / or 'speedy read', they are of course still allowed to 'Fred talk' if they get stuck or come across a tricky word.</p>					
<b>STEP 1</b>  <b>FRED TALK</b> Sounding out the word aloud, then saying the word. This is also known as segmenting.		<b>STEP 2</b>  <b>SECRET FRED</b> Sounding out the word in our hands, then saying the word aloud.		<b>STEP 3</b>  <b>SPEEDY READING</b> Reading the word without needing to sound it out. This is also known as 'sight'.	



# Assessments - Reading

Takes place half termly.

Read Write Inc

<b>Sound Knowledge</b> Set 1 single-letter Sounds d a s m t o n p g i k u b c f e l h r j x q w z v ___ out of 25 (Set 1 single-letter Sounds only)	<b>Sound Knowledge</b> Set 1 Special Friends ch qu sh th ng nk ff ll ss ck ___ out of 10 (Set 1 Special Friends only) ___ out of 35 (Set 1 single-letter Sounds and Special Friends)
<b>Sound Knowledge</b> Set 2 oo ee ay ow oo tgh os or alt tr ar oy ___ out of 12 (Set 2 only) ___ out of 47 (Set 1 and Set 2)	<b>Sound Knowledge</b> Set 3 ea oi e-e i-e o-e u-e aw are ur er ow al oa ew ire ear ure au e-e ue in ph wh kn tious tion clous e ___ out of 28 (Set 3 only) ___ out of 75 (Set 1, Set 2 and Set 3)


Grouping	
Set 1 single-letter Sounds	d a s m t o n p g i k u b c f e l h r j x q w z v
Set 1 Sounds Group C	ch qu sh th ng nk ff ll ss ck
Elthy Group	am red tan gas
Red Group	chip mash pink thin fan qip guk sat
Green Group	fat this sand king thid quig criff goes
Purple Group	kiss quick heldt splish cull pink chash strack with off thin will his them that have
Pink Group	sight throw zoom brook shay spoon digt flap lots black long thing next went help stop
Orange Group	spark porch pair house mong out fibz stoy test smell throw play feel food when from
Yellow Group	looking sunlight often usate pelin spout shug plarp high hair rags sleep boy quick little think know smart

**Grey Group**

The King of Hamelin had a problem with rats. A stranger offered to help. "I am the Pied Piper. I hope you will let me help you."

The King rose from his throne, grand in his crimson robes. He said, "If you can get rid of those rats, I will pay you five bags of gold."

The stranger nodded and strode out, playing his pipe. Sweet notes filled the air and, noses twitching, the rats – all the rats – came out of their holes and followed him. They followed him across the meadow and into the river!



# Assessments – Spelling

Takes place half termly



# LEVEL UP SPELLINGS

## KINGSLEY SPELLING CHAMPIONSHIP

LEVEL	SPELLINGS		
LEVEL 1	I a to of no	by my he me is	do we be go so
LEVEL 2	the are you was his	has she put ask one	our said says they your
LEVEL 3	love come some pull full	where there were here push	once house today friend school
BRONZE SPELLER UNLOCKED			



# LEVEL UP SPELLINGS

## KINGSLEY SPELLING CHAMPIONSHIP OVSLENG PATHWAY

LEVEL	SPELLINGS	
LEVEL 1	I a to of no is	by my he me do
LEVEL 2	we be go so the are	you was his has she
LEVEL 3	put ask one our said says	they your come some love
BRONZE SPELLER UNLOCKED		






# Assessments

## National Test for Year 1

### Phonics Screening Check




STEP 1	STEP 2	STEP 3
		
<b>FRED TALK</b> <i>Sounding out the word aloud, then saying the word. This is also known as segmenting and blending.</i>	<b>SECRET FRED</b> <i>Sounding out the word in our heads, then saying the word aloud.</i>	<b>SPEEDY READING</b> <i>Reading the word without needing to sound it out. This is also known as 'sight reading'.</i>



It tests their sound knowledge and ability to blend successfully, not their ability to speedy read.

short  
chair  
hoog  
meck



32 / 40

# PE...

PE will take place on a Monday and Wednesday afternoon. PE kits are to stay in school and will be returned at the end of each half-term for a much-needed wash!

Please support your child's independence when getting dressed / undressed at home. This will really help when they get ready for PE!

The trickiest aspects for our little ones are:

- Lifting jumpers and t-shirts up over their heads.
- Doing up buttons on their polo shirts.
- Tucking their polo shirts into their trousers.

Many thanks for your support with this!



# Classroom Tour!



Please feel free to have a  
quick nosey!

Thank you for listening  
and for all of your  
continued support!

I'm only ever an email  
away via:

[lhargreaves@kingsleycp.cheshire.sch.uk](mailto:lhargreaves@kingsleycp.cheshire.sch.uk)