




Spring 1 Sparkle and Ice and all Things Nice

Focus Texts: Oh No! Shark in the Snow!, Snowball, The Gingerbread Man, Alan's Big Scary Teeth, Walking Through the Jungle



Parent and Community Links Stay and Play sessions

Mathematics

Counting

Know the last number reached when counting objects tells you how many

Use our fingers to represent numbers up to 5.

Link numerals and amounts.

Shape, Space and Measure

Describe a familiar route

Discuss routes & locations using words like "in front of" & "behind"

Make comparisons between objects relating to size, length, weight & capacity

Physical Development

Fine Motor

Show a preference for a dominant hand.

Gross Motor

Remember sequences & patterns of movements.

Choose an appropriate way to move across equipment.

Work with others to move large equipment e.g. large blocks.

Self-care

We will be developing our independence when getting dressed and undressed.

Expressive Art and Design

Cultural awareness helps us become confident and express our ideas

Begin to develop stories using small work equipment.

Join materials & explore texture.

Draw with more detail.

Sing the pitch of a tone sung by another person.

Play instruments with increasing control to express their feelings and ideas.

Personal, Social and Emotional Development

Becoming Me

Develop a sense of responsibility within the nursery.

Follow rules and understand why they are important. community,

Becoming a Friend

We will be building relationships with other children and adults.

Become more outgoing with people in the setting

Understanding the World

Science

Talk about what they see.

Talk about the differences between materials and changes they notice.

Use all their senses in hands-on exploration of natural materials

RE

We will be exploring different occupations and showing interest in how they are different.

We will be looking at the similarities and differences between people and talking about ourselves and our families.

Communication and Language

Communication conveys meaning

Begin to develop and use a wider vocabulary

Use longer sentences to explain thoughts, ideas and experiences.

Use talk to organise thought processes e.g. play ideas

Literacy

Reading is the gateway to learning

Look at the different ways print is used e.g. posters / signs

Understand that text is read from top to bottom & left to right

Begin to understand rhyme by spotting rhymes & suggesting rhymes

Writing is fundamental for learning and communication

Develop early writing e.g. by writing shopping lists

Continue with "Squiggle while you Wiggle" Early writing programme

