



ASPIRE to Greatness

# Welcome to St Stephen's Nursery!




# Aims of this meeting

- What you need to know before your child starts nursery
- How you can help your child become ready to start nursery
- To inform you of expectations and routines at St Stephen's



# Meet the team!



## Nursery

Mrs Goodwin – Class Teacher

Miss Thorpe-Kennedy – Teaching Assistant



Mrs Patel - Teaching Assistant

Mrs Hempton - HLTA



# Attendance

Morning session – 8.45am – 11.45am

Afternoon session – 12.15pm – 3.15pm

All day session (30 hours) – 8.45am – 2.45pm (lunch inclusive)

You will have had an email about the session your child has been allocated.



# Absence

If your child is poorly or will be absent for their session, please either ring Nursery or send a dojo message.



**ClassDojo**





# 30 Hours Eligibility

- Parents (whether two-parent family or lone parent) are working
- Not 16 hours working but equivalent of 16 hours a week at the National Minimum Wage or National Living Wage
- Income cap of £100K (one or both parents)
- Includes zero-hours contracts and self-employed
- One/both parent/s is away on leave (parental, maternal etc.)
- One/both parent/s is on Statutory sick pay
- One parent is employed and the other parent has either: substantial caring responsibilities/and or disability: is a foster carer with their own 3/4 year old children



# Eligibility for securing 30 hours

- If you are eligible for 30 hours, you will receive a 30 hours eligibility code, your unique **11 digit reference number**. This code is important to claim your free childcare place.
- Eligibility codes have a validity start date, a validity end date and a grace period date. They need **reconfirming every 3 months** and must be valid prior to the start date of the funding term the extended hours are to be claimed in and an end date within the term.
- To access funding in the Autumn Term the code must have a validity start date of 31<sup>st</sup> August or earlier and must have a validity end date of 1<sup>st</sup> September or later. Spring would be a start date of 31<sup>st</sup> December or earlier and validity end date 1<sup>st</sup> January or later.
- **You must ensure you give the code to the school office** as we need to document this, and bring **your National Insurance number** and your **child's date of birth** to secure your free childcare place.
- The school office will check the code with the local authority.



# Securing 30 hours

**When your child turns 3**

**When they can get 30 hours from**

**Recommended time to apply**

---

1 September to 31 December

1 January

15 October to 30 November

---

1 January to 31 March

1 April

15 January to 28 February

---

1 April to 31 August

1 September

15 June to 31 July

---





# 30 Hours Eligibility

<https://www.lancashire.gov.uk/children-education-families/early-years-childcare-and-family-support/paying-for-childcare/30-hours-free-childcare/>



# Invoices

- You will have to pay in advance for any additional time your child is at Nursery.
- 30 hour codes will need to be rechecked every term (December/January, April/May, September/October and Nursery need to know they have been checked for eligibility.
- If you do not give your 11 digit code to the school office before they start you **will** be invoiced (15hours a week as children are already eligible 15hours free).
- **You will not be refunded if your child is absent from Nursery.**
- Payment will be made by using School Spider.





# Payments

## School Spider

We use an online payment system for most items. You need to sign up on School Spider, we will send more information out about this when your child starts but the school office will also be able to help you with this.



# Fees

£15 per additional morning/afternoon session

£75 for additional 15 hours per week

£2 for half an hour until 3.15pm

£5 late fee



# Online Support

- Please visit the childcare support services for any additional support
- <https://childcare-support.tax.service.gov.uk/>
- This link will help you with:
- [How it works](#)
- [Tax-Free Childcare](#)
- [30 hours free childcare](#)
- [Apply or sign in to the childcare service as a parent](#)
- [Tax-Free Childcare for childcare providers](#)





# Uniform

## School uniform in Nursery



Our school uniform is a pale blue polo shirt and a navy or St. Stephen's jumper or cardigan.

Your child can wear school trousers, jeans or a skirt. Please keep jewellery at home for weekends where it is safe.

Please write or sew their name in **EVERYTHING!!**



# Uniform



“Buy me nice shoes I can do myself – Velcro is super!”



# Spare clothes

Please send in spare clothes in a bag, which can stay on their peg in Nursery.



We LOVE jumping up  
and down in muddy  
puddles so please  
send in a pair of  
wellies- with my  
name in!





# Reading bags

Each week your child will bring home a reading book for you to share every night. Your child will be able to change this book every Monday, Wednesday and Friday. Please ensure you write in their reading diary. You will get a plastic reading bag from Nursery but you can buy blue book bags at Monkhouse or One Top Uniforms.





# Fruit and milk

We sit down and have fruit and milk in the sessions.

Nursery children are all eligible for **FREE** milk! 😊

Children can bring their own **named** water bottles but there is water available for them if they forget them.



# Water bottles

Please provide a named water bottle each day for your child so they can access this independently throughout the session.



Only water, no juice.




# Lunch time

Children who are staying all day will need to bring a packed lunch which they will eat in Nursery.





# Lunch time

- Please don't send nuts, glass bottles, sweets, cans or fizzy drinks. Please only send 1 treat.
- Please don't bring in hot food at lunchtime – the packed lunch has to be cold and **DO NOT** send in leftovers like burgers and chips that have been cooked and have gone cold - yuck! ☹️
- Please provide an ice cooler if it is sunny outside because there is no fridge to put their lunch in.







# Lunch time







# Medicines



Please ask the doctor to get another inhaler so we can keep an up to date one in school in case your child needs it. **This must have a medication sticker on with your child's name** (you will have to fill a form in at the office or in Nursery).

If your child is well enough to be at school but requires medicine given by the doctor then please make sure it has your child's name on and how much they need to have and when and complete a form.

We can only give prescribed medicines in Nursery.



# Toilet trouble!

Your child has access to the toilets at all times. We do appreciate that all children develop at different rates and there may be a child who is not yet fully toilet trained.

We do encourage that your child is toilet trained before starting Nursery. If your child still has a few accidents, please ensure you provide extra underwear and clothing.



# Toilet trouble!

It would be helpful to practise doing up buttons, belts and zips so your child can do these by themselves in school and know about flushing the toilet and washing their hands.





# Family support



Miss Livesey and Mrs Islam are the Learning Mentors  
at St Stephen's.


The Learning Mentor's role in school is to support children who are facing barriers to learning to ensure that they are happy at school and are able to achieve their full potential. The role of the Learning Mentor also involves providing families with practical help and emotional support.





# ClassDojo

- When your child does something well in class, teachers will reward a dojo. When your child receives 25 dojos, they will get a dip in the prize box!
- You will receive messages/updates about upcoming events and reminders.







# Observations

As part of observations in EYFS, teachers will take photos and videos of each child in the EYFS provision.

At the moment, we do not have the tools to share these with parents but if you ask, we can always show you what your child does in Nursery.



# Nursery News

Each week, Nursery News is sent out to keep you up to date with what your child is learning in Nursery, activities in which you can do with your child to support their knowledge and understanding and it also includes dates for your diary.



5<sup>th</sup> June 2023

*This week we are learning*

#### Literacy

##### **'What the Ladybird heard at the seaside'**

Looking at the title of the book and making predictions about the story. Using good listening skills to identify different sounds.



what the ladybird heard at the seaside

#### Maths

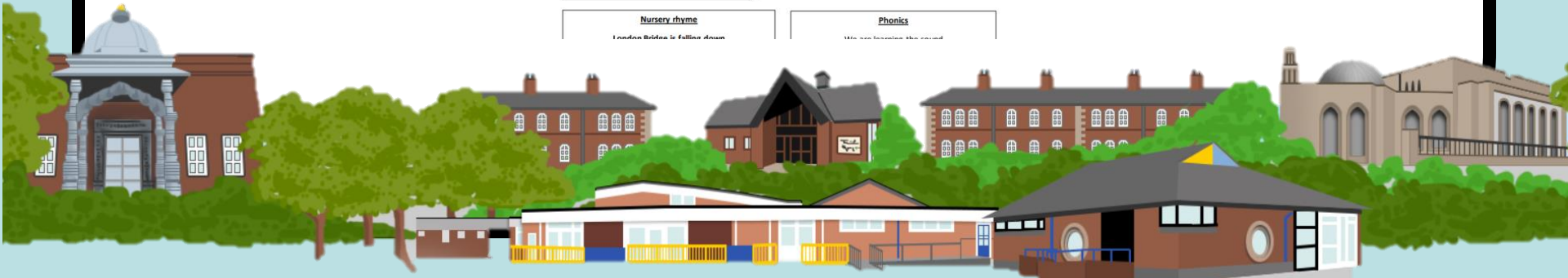
3D shapes- cubes, cuboids, cylinders and spheres

#### Nursery rhyme

London Bridge is falling down

#### Phonics

We can hear the sound



# Induction sessions

## Home visits

Monday 4th - Wednesday 6<sup>th</sup> September

## Stay and play sessions

Thursday 7<sup>th</sup> and Friday 8<sup>th</sup> September

## Nursery starts

Monday 11<sup>th</sup> September



# Before you go....

- If you feel your child has additional needs please inform us as soon as possible.
- If you have any questions or concerns you can email: [vicki.goodwin@st-stephens.lancs.sch.uk](mailto:vicki.goodwin@st-stephens.lancs.sch.uk) , ring Nursery or send a dojo message.



Finally

**Don't worry!**  
**Your child will have so much fun!**

