




Nursery Knowledge Organiser

Spring 2 2023

<p>What are we learning?</p> <p>Spring Safari animals SCIENCE WEEK Chicks hatching Rhythm and rhyme</p>	<p>Key books</p> 	<p>Vocabulary</p> <p>Spring - Hen chick egg hatching Safari animals – giraffe monkey lion tiger elephant buffalo antelope snake lizard baboon cheetah leopard 2d shapes – circle square triangle rectangle semi-circle oval heart star 3d shapes – cone cube cuboid sphere square based pyramid cylinder Rhythm syllables rhyme Positional language – in on under next to in front of behind</p>
<p>PSED</p> <ul style="list-style-type: none"> Talking about our feelings and considering the feelings of others. Identify and moderate their own feelings. To understand the importance of waiting their turn to play with a toy. To independently wash hands, use a knife and fork, put their own coat on. Become more outgoing with unfamiliar people, in the safe context of their setting. Play with one or more other children, extending and elaborating play ideas. Remember rules without needing an adult to remind them. 		<p>Maths</p> <ul style="list-style-type: none"> Continue a simple colour pattern Continue a simple 2d shape pattern. To make a repeating pattern using practical resources To name and recognise 2d shapes To learn the properties of 2d shapes To name and recognise 3d shapes To sort 2d shapes To categorise and sort different objects To read numbers to 6 To subitise numbers to 6
<p>CLL</p> <ul style="list-style-type: none"> Talking about why they liked a story. Listening to and following instructions and routines. Engaging in story times and answering questions from a story. Learning new vocabulary in topics, Naming objects and explaining what it is used for. Use longer sentences of four to six words. 		<p>UW</p> <ul style="list-style-type: none"> Engage in non-fiction/fiction books linked to topics that will extend their knowledge of the world. Select texts to explore the changing seasons. Go outside to look for and record signs of spring. Describe what they see, hear and feel outside during spring. Explore the natural world around them.

<div>PD</div> <div><ul style="list-style-type: none">PE- multi skills. Develop running, walking, hopping and crawling.Ride on the bikes and scooters outside and use the climbing equipment.Develop core strength and stability needed for fine motor skills.Continue to develop and refine fine motor skills and hand eye coordination needed for writing with activities in class – threading, making junk models and using malleable materials.Develop a good pencil grip.Begin to use their name card to write some of their name.Use scissors confidently with paper and card.</div>		<div><ul style="list-style-type: none">Learn about Safari animals and recognise on a world map where they live.Share non-fiction texts about contrasting environments.Look closely at chick eggs and predict what might hatch from inside the egg.Sequence the life cycle of a chick’s egg.</div>
<div>Literacy.</div> <div><ul style="list-style-type: none">To recognise their own name in without the picture.To write some or all of their name.To listen to a story and answer simple who, what, where and why questions.To learn the names of the different parts of a bookDevelop their phonological awareness, so that they can: spot and suggest rhymes and count or clap syllables in a word</div>		<div>EAD</div> <div><ul style="list-style-type: none">Learning to sing along with action songs.Play instruments independently making up their own songs.Tap out a steady rhythm on an instrument.Sing a large selection of songs.Sing using a quiet voice and a loud voice.Sing a song slowly and quickly.Choose resources independently to create pictures and models.</div>
<div>How you can help at home</div> <div>We greatly encourage and appreciate your involvement in your child’s learning and you are always welcome to ask questions or seek advice on how you can support your child’s learning at home. Here are a few ideas.</div>		
<div>Personal Social & Emotional Development</div> <div><ul style="list-style-type: none">Give your child lots of opportunities to make decisions, give opinions and discuss their feelings e.g. what fruit shall we buy? How does that story make you feel? What did you like best?Encourage their attempts at independence and don’t worry when they don’t always get things right e.g. dressing themselves, doing up fastenings, tidying up.Show them how to resolve conflicts peacefully. For example, if they are upset because they don’t want to do something, offer them some simple choices with the same outcome e.g. would you like this or that story before you go to bed?Value and praise their efforts, especially when trying something new.Take them to parks and places where they can spend time with other children.Play simple turn taking games.Talk to them about healthy food choices and why they are important.</div>	<div>Communication and language</div> <div><ul style="list-style-type: none">Make time for conversations with your child daily.Share and talk about stories and information in books..Play with them, commenting on what you are doing.Echo back what they say with new words added.Be aware of too much background noise e.g. tv, radio etc.Sing nursery rhymes.</div> <div>Please speak to us if you have any concerns about your child’s language development.</div> <div></div>	

Physical Development	
<ul style="list-style-type: none">● Provide opportunities, such as visits to the park, to encourage your child to be physically active. Encourage and show them how to move in different ways, e.g. hopping, jumping, skipping.● Sing action songs and rhymes and encourage them to dance along to music.● Encourage mark making in lots of different ways e.g. using paints, pens, chalks on a pavement, sticks in mud etc.● Play puzzle and threading activities to help develop hand-eye coordination.● Show your child how to hold a pencil correctly between thumb and forefinger.● Help your child to form letters correctly using the resources sent from school.● Help them to practise learning to write their name, with a capital letter at the beginning and lower case letters after.	
Mathematics	Literacy
<ul style="list-style-type: none">● Count everything with your child, from ducks on the pond to stairs up to bed.● Sing counting songs and rhymes to help teach your child about numbers and order, as well as rhythm and rhyme e.g., ‘Five Little Monkeys’, ‘Ten in the Bed’.● Play counting-based games such as dominoes, ludo, snakes and ladders or number snap.● Play ‘spot the number’—focus on the numerals 0 to 9, and challenge your child to find them everywhere—on front doors, clocks, car registrations, birthday cards and more.● Involve your child in everyday activities such as shopping and cooking to help them understand mathematical concepts such as weight, capacity, sharing and measuring.	<ul style="list-style-type: none">● Share stories and books daily with your child. Talk to them about what they have heard, drawing attention to the pictures and print.● Visit the library to encourage and develop your child’s interest and excitement in books and stories.● Talk to them about the world around them and enjoy rhymes, poems and songs together.● Support your child’s developing reading and writing skills by engaging with the resources and activities sent home from school. These will include story books to listen to and talk about, letters to practise sounding and, when ready, simple regular and irregular words to practise reading. When appropriate, simple books for your child to read will also be sent home for them to share.
Understanding the World	Expressive Arts and Design
<ul style="list-style-type: none">● Draw your child’s attention to the world around them. Talk to them and encourage them to talk to you about things that they see, smell, hear and feel and the changes they notice throughout the year.● Encourage their natural curiosity and support their ability to ask and answer questions by exploring changing materials such as freezing water or helping with simple cooking activities.● Read and talk about information books based on their interests.● Look at photos of family members and themselves when they were younger. Talk about the past from your own and their own personal experiences. Talk about what different people do at home, at school and in the wider community. Ask questions such as, ‘what would you like to do when you grow up?’	<ul style="list-style-type: none">● Encourage them to draw, make pictures and models of what they are interested in, see or experience.● Encourage them to build and create props for play using everyday junk materials e.g., turning an empty cardboard box into a castle for a toy.● Keep a ‘busy box’ with things like string, tape, wrapping paper scraps, lolly sticks, stickers and straws that your child can use to make whatever they want. Ask them to talk about their creations.● Use drama to act out things from daily life. It could be doctors, mothers, fathers, shopkeepers, firefighters – whatever your child likes. At story time, encourage your child to act out roles from a story with movements or sounds.● Put on some favourite music to get them moving. Encourage them to march, roll, stamp, hop, slide and twirl. Point out sounds with steady beats, like a ticking clock or a dripping tap. Encourage your child to clap, tap, march or bang to the beat. Help them develop a sense of rhythm with songs, and rhymes like ‘Incy wincy spider’, ‘Heads and shoulders’, ‘Five little monkeys’ and ‘Jack and Jill’.