



Welcome to Year 1



Mrs Dyson and Miss Reay

'A safe, warm, secure and caring environment'.



Y1D Class Teacher – Mrs Dyson

Y1R Class Teacher – Miss Reay

Year 1 Staff

Year 1 Teaching Assistants –

Mrs Powell Mrs Hemsworth

Miss Blyth Miss Whalley

'A broad and balanced curriculum'.



Daily Timetable

Morning Registration – 8:40am – 8:55am

Morning Lessons – 9:00am – 10:30am

Break Time – 10:30am – 10:45am

Mid Morning Lessons - 10:45am – 11:40am

Lunch Time – 11:40am – 12:40 pm

Afternoon Lessons – 12:40 pm – 1:45pm

Break Time – 1:45pm - 2:00pm

Afternoon Lessons – 2:00pm – 3:10pm

Home Time – 3:10pm



P.E Days & Kit

The children will have P.E twice a week.

Mrs Dyson – Thursday PM & Friday PM

Miss Reay – Thursday PM & Friday PM

PE kit - White t-shirt, maroon shorts and black pumps.

Sports kit - Tracksuit, t-shirt, trainers.

At the moment, the children should only have their PE kit in school. At the end of this half term, the children will bring their PE kits home to be washed and we ask that you send back a Sports kit, ready for the colder weather.

All uniform (polo shirts, sweatshirts, PE & sports kits, school rucksacks, book bags and PE bags, all embroidered with the school logo) can be ordered through school.

Children may wear watches in school, **but jewellery, including earrings, are not allowed.**



Our topics this year

- **Animal Antics!**
- **It's Cold Outside!**
- **Where shall I Go next?**
- **Hop Little Bunnies**
- **Transport**
- **Seaside**



Sounds Write

- **Sounds Write is the phonics program we follow in KS1.**
- **The children have Sounds Write daily for 30 minutes.**



Home Reading

- In Key Stage 1, the children will begin to bring reading books home as this is an important part of your child's journey in learning to read.
- Books will be sent home on a Monday and it is important that they are returned to school on a Friday.



Reading Records

Planners will be checked daily


Please note that we encourage the children to read and record daily in their Reading Records. Children are asked to bring their 'Reading for Pleasure' book and their Reading Records into school **every day**.




Home Reading

- The books that your child brings home will be in line with their phonics programme (Sounds Write).
- Within the books are different activities. We would like to recommend the following for your child's daily reading at home.

Monday	At the front of the book you will find a word list. Please read and discuss the meaning of each word and then put it into context. For example, mess - you have made a mess in the kitchen.
Tuesday	Read part of the book and discuss.
Wednesday	Complete the book and discuss.
Thursday	At the back of the book you will find questions and answers that you can work through. This activity is designed to ensure your child has a full understanding and recall of the text.



Sharing books



- The children will be sent home with a sharing book on a Friday we ask these are returned on Monday.
- The sharing books are an opportunity for the children to explore and enjoy a book.



Times Tables

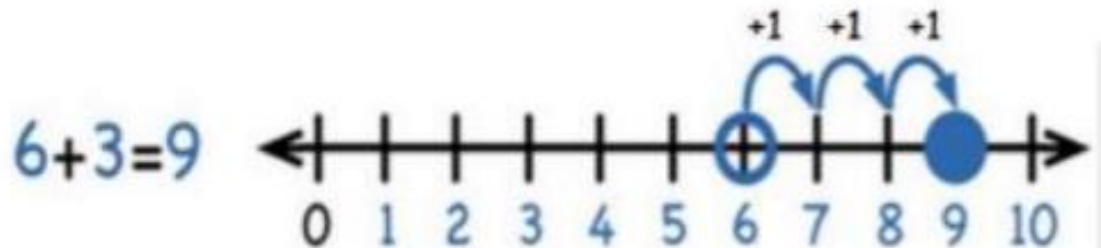
- In Year 1 we will continue to develop the children's counting skills - 1s, 10s, 2s, 5s.
- We will begin to develop the children's knowledge of the 10, 2 and 5 times tables at an appropriate point.
- The children will be learning these in and out of order.



Year 1 Maths Strategies

Addition Adding with numbers up to 20.

Use numbered number lines to add, by counting on in ones, encouraging children to begin with larger number and count on.



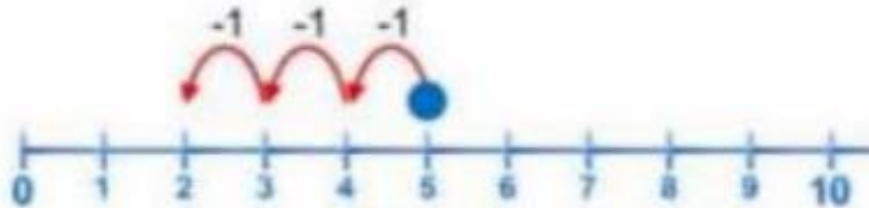


Year 1 Maths Strategies

Subtraction:

Subtract from numbers up to 20.

Use of a numbered number line by counting back in ones.



$$5 - 3 = 2$$

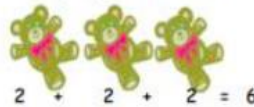


Year 1 Maths Strategies

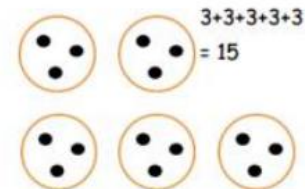
Multiplication:

Multiply with concrete objects, arrays and pictorial representations.


How many legs will 3 teddies have?



There are 3 sweets in one bag.
How many sweets are in 5 bags altogether?



Multiplication using an array:





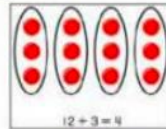
Year 1 Maths Strategies

Division:

Group and share small quantities.

Use lots of practical apparatus, arrays and picture representations and be taught to understand the difference between "grouping" objects (How many groups of 2 can you make?) and "sharing" (Share these sweets between 2 people)

Arrays:



This represents $12 \div 3$, posed as how many groups of 3 are in 12?

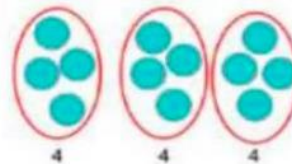
Pupils should also show that the same array can represent $12 \div 4 = 3$ if grouped horizontally.

Grouping:



12 children put into groups of 4 is 3 groups.

Sharing:



12 shared between 3 is 4



Year 1 PSHE Curriculum

Year 1	<p><u>Living in the Wider World (Citizenship)</u></p> <p>To know what being a good citizen means</p> <p>To know that I belong to my class.</p> <p>To consider everyone's right to learn in my class.</p> <p>To know my views are valued and contribute my ideas to our classroom rules.</p> <p>To recognise the choices I make and how they impact others.</p>	<p><u>Celebrating Diversity</u></p> <p>To understand what diversity is and why it matters.</p> <p>To explain how differences create diversity in our community.</p> <p>To recognise and celebrate the similarities and differences between one another.</p> <p>To recognise the qualities that makes us special and unique.</p>	<p><u>Community Project</u></p> <p>As part of their DT unit, the children will be making a healthy and delicious fruit salad which they will take to Greenacres Residential Care Home in Standish. They will take table cloths, orange juice and fresh fruits to serve to the residents.</p>	<p><u>Economic Wellbeing</u></p> <p>To understand what money is and where it comes from.</p> <p>To discuss things they can buy in the shops.</p> <p>To identify the difference between the things we want and the things we need.</p> <p>To know why it is important to keep money safe.</p>	<p><u>Relationships</u></p> <p>To learn about what makes a family.</p> <p>To understand that I belong to a family.</p> <p>To identify what being a good friend means to me.</p> <p>To explore different ways of being a good friend.</p> <p>To express my appreciation for the people in my special relationships.</p>	<p><u>Healthy Me</u></p> <p>To know how to keep myself clean and healthy.</p> <p>To understand and discuss what it means to make healthy choices.</p> <p>To understand the difference between being healthy and unhealthy.</p> <p>To understand the importance of dental health.</p> <p>To explore safe and unsafe exposure to the sun and the associated benefits and risks.</p>
--------	-----------------------------------------------------------------------------------------------------------------------------------------------------------------------------------------------------------------------------------------------------------------------------------------------------------------------------------------------------------------------	----------------------------------------------------------------------------------------------------------------------------------------------------------------------------------------------------------------------------------------------------------------------------------------------------------------------------------------	-----------------------------------------------------------------------------------------------------------------------------------------------------------------------------------------------------------------------------------------------------------------------------------------------------	-----------------------------------------------------------------------------------------------------------------------------------------------------------------------------------------------------------------------------------------------------------------------------------------------------	-------------------------------------------------------------------------------------------------------------------------------------------------------------------------------------------------------------------------------------------------------------------------------------------------------------------------------	------------------------------------------------------------------------------------------------------------------------------------------------------------------------------------------------------------------------------------------------------------------------------------------------------------------------------------------------------------------------------------------



Trips

- Field Trip around Standish – Autumn 1
- RHS Discovering Plants – Spring 2
- Manchester Aero zone – Summer 1

A letter will be coming out which provides the exact dates. Information on payment will be included on the letter.



Homework

Homework is set every Friday to be returned or completed by the following Wednesday.

The homework will alternate between a Maths Task, which is to be completed online via 'My Maths' and a Reading Task.

Homework is set as an opportunity for the children to further their learning beyond the classroom. Please don't hesitate to come and speak to a member of our Year 1 team if you have any questions.



Questions and Answers

Thank you for coming to the Year 1 welcome meeting. If you have any questions or concerns please don't hesitate to ask us. We look forward to getting to know you throughout the school year.

Mrs Dyson & Miss Reay