Learning by Questions
www.lbq.org

Welcome to Learning by Questions (LbQ)!

Dear Parents/Carers,

Your child's school has signed up to LbQ for this academic year.

What is LbQ?

LbQ is an award-winning learning platform that helps children practise and progress in many aspects of their learning. Activities are set by the teacher, and the pupils answer questions on any internet-enabled device.

Your child will know if they've got the answer right immediately. And if they don't get it right on the first attempt, they'll get some useful feedback to help them. They can retry the question until they do get it correct! The class teachers are able to monitor exactly how your child is doing and can give additional support where needed.

LbQ at home

Your child's teacher may set LbQ tasks to complete as homework (or 'Independent Study' as we call it). These activities will be based on the skills your child needs further practice with. All you need to do is provide access to a device with an internet browser (laptop, tablet – even a phone will work) and follow the simple step-by-step guide provided.

PLEASE NOTE: On most LbQ sets, pupils are not required to answer every single question. The questions in many of LbQ's practice sets appear in random order, so pupils will not be able to navigate forwards and backwards on these sets. When pupils have answered enough questions, they'll see a **'You have reached the end'** message.

If pupils have done all the questions that they can, they can exit the task using the small door icon in the top left-hand corner and see if they have any other tasks.

If you have any questions at all, please discuss them with your child's teacher.

Happy learning!

The team at Learning by Questions

bett AWARDS 2022 WINNER PRIMARY MATHS & NUMERACY AWARD

teach PRIMARY AWARDS 2020 WINNER Mathematics Learning by Questions

SATs SPRINGBOARD

ACCESSING INDEPENDENT ACTIVITIES

You will need your pupil login details which will give you 2 ways to access activities.

RECOMMENDED

1. Using the personal QR code

Class: Example Class
www.lbq.org/task
Access code: sn pm tn h5
Forename: Example
Surname: Pupil
Pass code: 1 Blue Book

By far the simplest way!

1. Open the camera of the device (a tablet is ideal but a phone can work too), or use a QR code scanning app
2. Scanning the personal QR code will log you straight in to see a list of allocated activities

2. Using the web address

Ideal for laptops or when no QR scanner is available

1. Navigate to **lbq.org/task**
2. Select **'Switch to Independent Study'**
3. Input the access code and press **Go**

You'll then see the class login page:

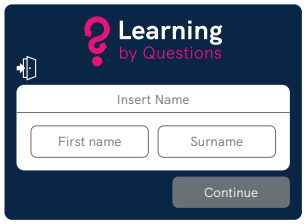

TOP TIP!
If you always use the same device, you can bookmark the page at this point to avoid re-entering the access code each time.

4. Type the pupil forename and surname exactly as on the login card
5. Select your passcode to see a list of allocated activities

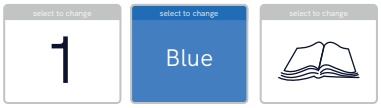

Completing the activities

From the list, press **Start** next to the task you want to complete first.

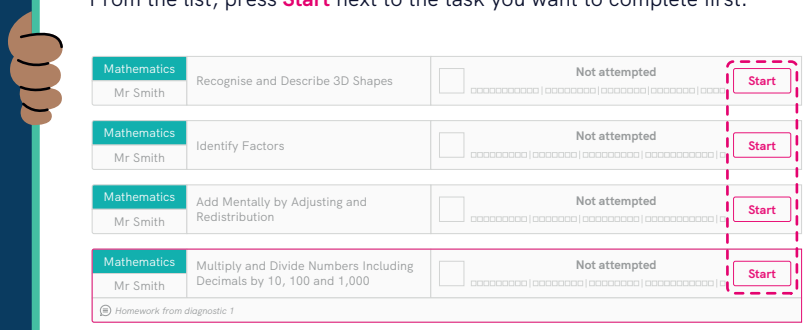

PLEASE NOTE:
In many LbQ Question Sets, **pupils are not required to answer every single question**. When pupils have answered enough correctly, the button turns green and pupils can review their answers.

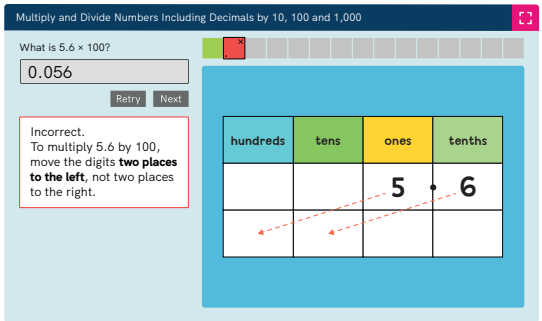

You will know if you are correct by using the progress bar at the top of the screen, and you can retry if you need to after reading the feedback.

Press the small door icon in the top left to exit the activity and see any other tasks.

See a video clip of the login process by scanning the QR code or search 'LbQ Independent Study' on YouTube.