






Key Vocabulary

Portrait  – an artwork that has been created about a person or persons (sometimes of animals) that tells us something about them.

Scale  – the size of the parts of an object in relation to other parts.

Perspective  – what gives a three-dimensional feeling to a flat image such as a drawing or a painting.

Proportion  – how parts of the face compare to each other in relation to size, shape, colour.

Profile  – the side view of a person or an object.




Portraits by Holbein and
Arcimboldo



What I should already know:

- How to hold a pencil
- The name of some famous artists and their most famous art work
- The names of the primary and secondary colours
- The different tools and equipment to use to create different effects.
- The name of different types of medium (paint, charcoal, pastels etc)
- About proportions and facial features.
- Shading techniques.



WALT 1: Evaluate the work of Hans Holbein

Intervention ☐ Absent ☐

WALT 2: Accurately sketch eyes.

Intervention ☐ Absent ☐

WALT 3: Accurately sketch ears.

Intervention ☐ Absent ☐

WALT 4: Accurately sketch noses and mouths.

Intervention ☐ Absent ☐

WALT 5: Accurately sketch a portrait.

Intervention ☐ Absent ☐

WALT 6: Recreate the work of Guiseppe Arcimboldo.

Intervention ☐ Absent ☐

WALT 7: Create a portrait with a hidden message in the style of Guiseppe Arcimiboldo.

Intervention ☐ Absent ☐

WALT 8: Evaluation

Intervention ☐ Absent ☐