

1DH Summer 2 newsletter

****Phonics screening check: Wk beginning 8th June****

Class assembly: Monday 29th June 2026.

School trip: Wednesday 3rd July- Please provide permission and payment via Arbor by 17th June.

PE days: **Thursday** Please send your child into school in full PE kit.

Forest school- **Thursday**. Please send your child to school in their forest school clothes with their waterproofs and wellies in a bag.

If you have any questions please get in touch.

Maths:

We will work through three units of during this term:

Numbers within 100:

- Counting forwards and backwards within 100.
- Comparing numbers within 100.
- Ordering numbers within 100.
- 1 more and 1 less within 100.

Money:

- Recognising coins.
- Counting coins.

Time

- Using 'before' and 'after'.
- Using dates.
- O'clock.
- Half past.
- Comparing times.

Science

We will continue our learning about plants. Then we will be developing our investigation skills using picture books to inspire our learning.





English

This half term, we will be using the text "Small mouse big city" by Simon Prescott alongside "Hermelin- the detective mouse" by Mini Grey. We will write our own labels, captions and setting descriptions. We will also be creating our own version of the story. We will be focussing on:

- Application of taught phonics when writing.
- Using capital letters (including for names, days, months and places), full stops, exclamation marks and question marks.
- Orally rehearsing sentences and reading sentences out loud.
- Using adjectives to add detail.
- Using conjunctions to join clauses.
- Using ing, ed, er, est, s and es at the end of words.

All Year 1 children complete the 'phonics screening check' during the first week of this term. Phonics learning will continue from week 2.



What can you do at home?

Work through a page of the phonics book each day.

Log into 'Nessy' for further phonics practise.

Listen to your child read as much as possible.

RE

In RE we will continue to think about belonging. We will learn about:

- Christian and Jewish weddings: vows and symbols
- How members of faith communities cooperate
- What it means to belong to a group
- Stories of belonging in Christianity and Islam:
- "The Lost Coin" (Christianity)
- "The Boy Who Threw Stones at Trees" (Islam)

PE Kit:

- White round neck t-shirt (no branded sportswear please)
- School jumper should be worn, with a black PE top brought in a bag for colder days.
- Black tracksuit bottoms or leggings (we may be outdoor for P.E.).
- Black trainers

Geography:

In geography, we will be using a world map to start recognising continents, oceans and countries outside the UK with a focus on China.

We will identify physical features of Shanghai using aerial photographs and maps before identifying human features, through exploring land-use.

We will compare the human and physical features of Shanghai to features in the local area and make a simple map using data collected through fieldwork.



PSHE

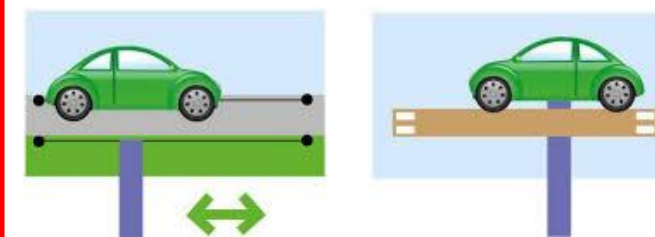
In PSHE we will be learning about:

- Communities
- Ourselves: growing and changing
- Supporting the children with their transition into year 2.

DT

In DT we will be making our own moving storybooks. We will:

- Explore different mechanisms.
- Learn that a slider mechanism moves an object from side to side.
- We will design, construct, test and evaluate our own moving picture.



Science

Go outside and sketch a picture of a flower. Label the stem, petals, leaves and roots.

PSHE

Create a poster to show different ways to protect yourself from the sun.

Maths

Create a diary to show what you did each day during a week.

Include every day:

Monday Tuesday Wednesday

Thursday Friday Saturday

Sunday

We would love you to read every day with your child. However, if you require any additional learning activities please use this list to help you.

Remember to read at home as much as possible. You can also use Numbots to help develop your maths skills at home. Your login is in your reading diary.



English

Choose a person who is special to you. Write 3 sentences to explain why they are so special.

DT

Draw a picture. Can you use a slider to make a part of it move?

Geography

Create a fact file about a different country. It could be a place you have visited or a new place you'd like to explore. Can you find your country on a world map?

Reading

Make a video of yourself reading one of your favourite books.

Counting to 100

1	2	3	4	5	6	7	8	9	10
11	12	13	14	15	16	17	18	19	20
21	22	23	24	25	26	27	28	29	30
31	32	33	34	35	36	37	38	39	40
41	42	43	44	45	46	47	48	49	50
51	52	53	54	55	56	57	58	59	60
61	62	63	64	65	66	67	68	69	70
71	72	73	74	75	76	77	78	79	80
81	82	83	84	85	86	87	88	89	90
91	92	93	94	95	96	97	98	99	100



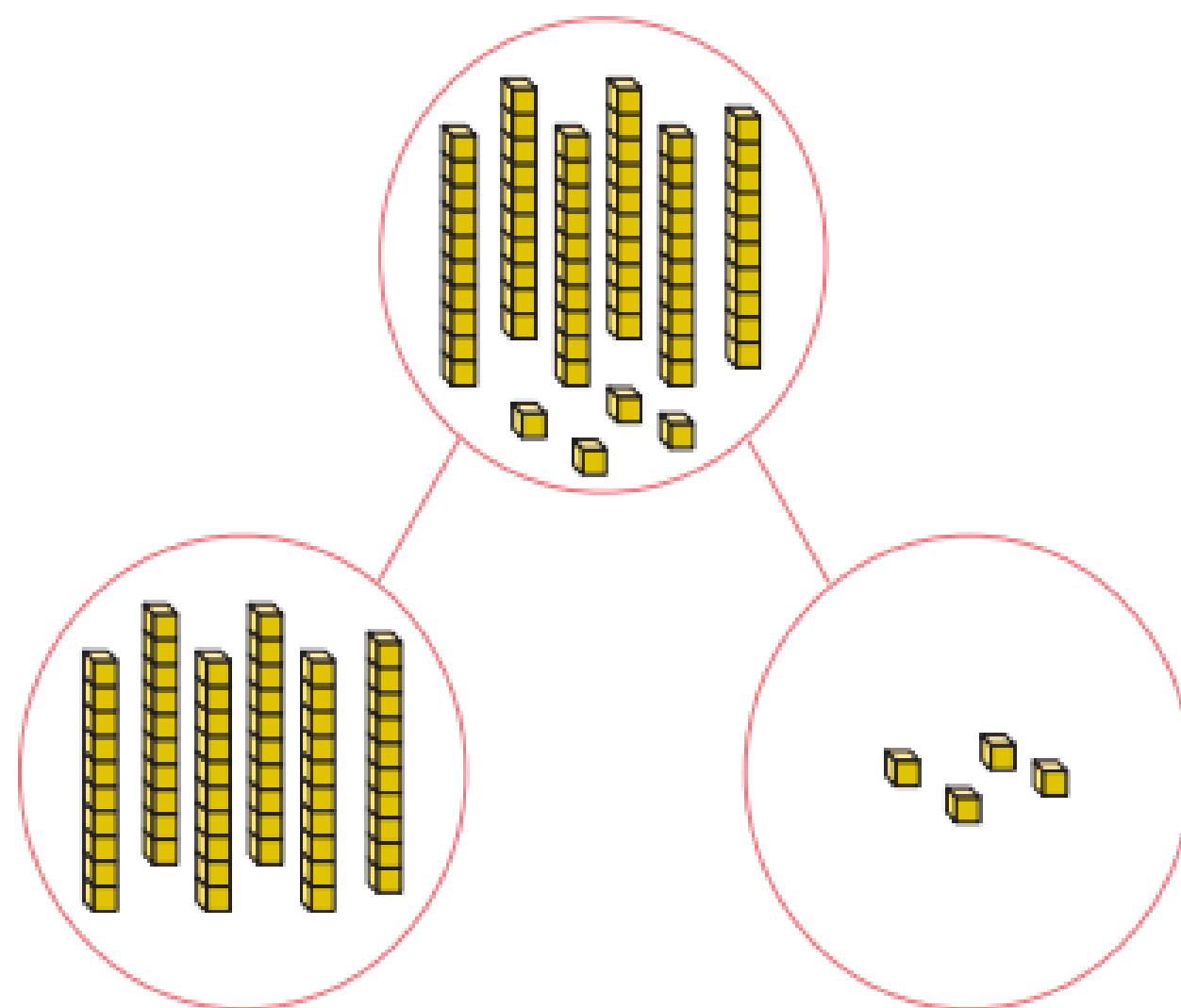
One more than 92 is 93.



One less than 100 is 99.


Partitioning

64 has 6 tens and 4 ones



Tens	Ones
6	4

Comparing Numbers




>



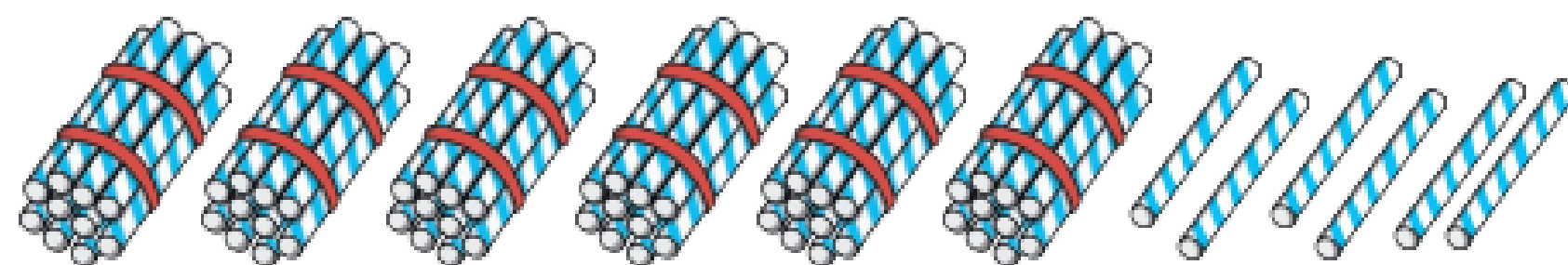
Tens	Ones
● ● ● ● ● ●	● ● ● ● ● ●

<



=

sixty-six




Ordering Numbers

smallest to greatest → 55, 67, 89, 91, 100

greatest to smallest → 99, 82, 73, 68, 50

< is less than
 = is equal to
 > is more than



UK Coins



1p

one

penny coin



2p

two

pence coin



5p

five

pence coin



10p

ten

pence coin



20p

twenty

pence coin



50p

fifty

pence coin



£1

one

pound coin



£2

two

pound coin

UK Notes



£5

5 pound



£10

10 pound



£20

20 pound

Counting in Coins



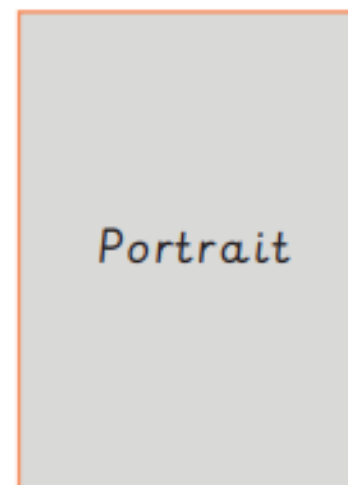
Mechanisms - Making a moving story book

Assemble	To fix all parts together.
Design	To make, draw or write plans for something.
Design criteria	A set of rules to help you with your ideas and test the success of them.
Evaluation	When you look at the good and bad points about something, then think about how you could improve it.
Mechanism	A system of parts working together.
Model	A practise version, often on a smaller scale, that lets you test out your idea and see how it will look and work.
Sliders	Something that can move from side to side or up and down.
Stencil	A shape which you can draw around.
Target audience	A person or particular group of people at whom a product is aimed.
Template	A stencil which you use to help you draw a shape more easily on to different materials.
Test	To find out whether something works as it should.

Page orientation. Which way around is your page?



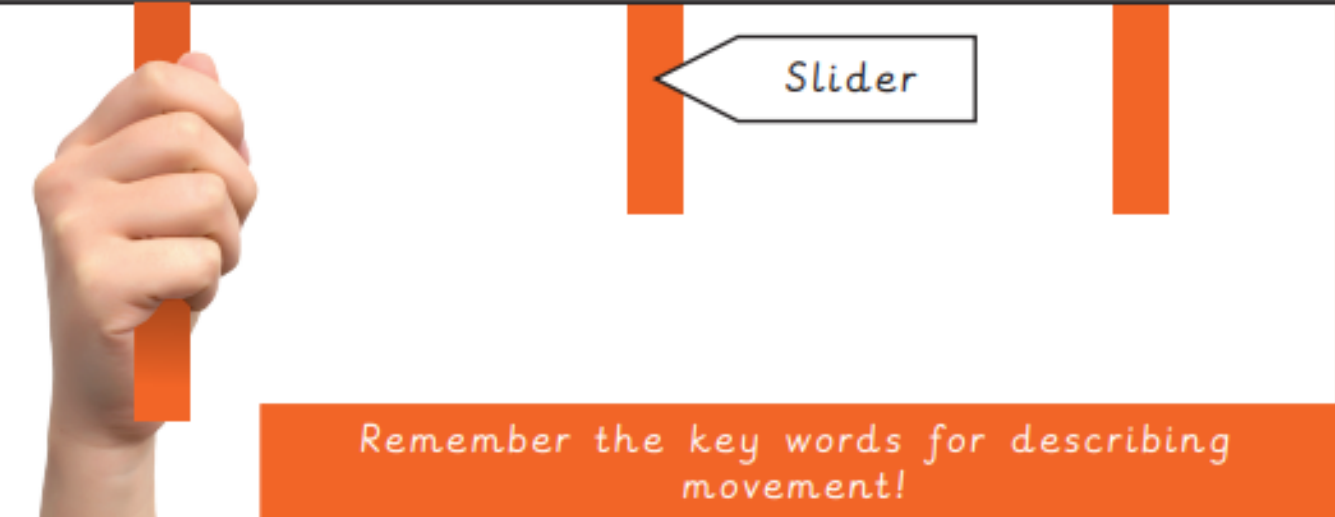
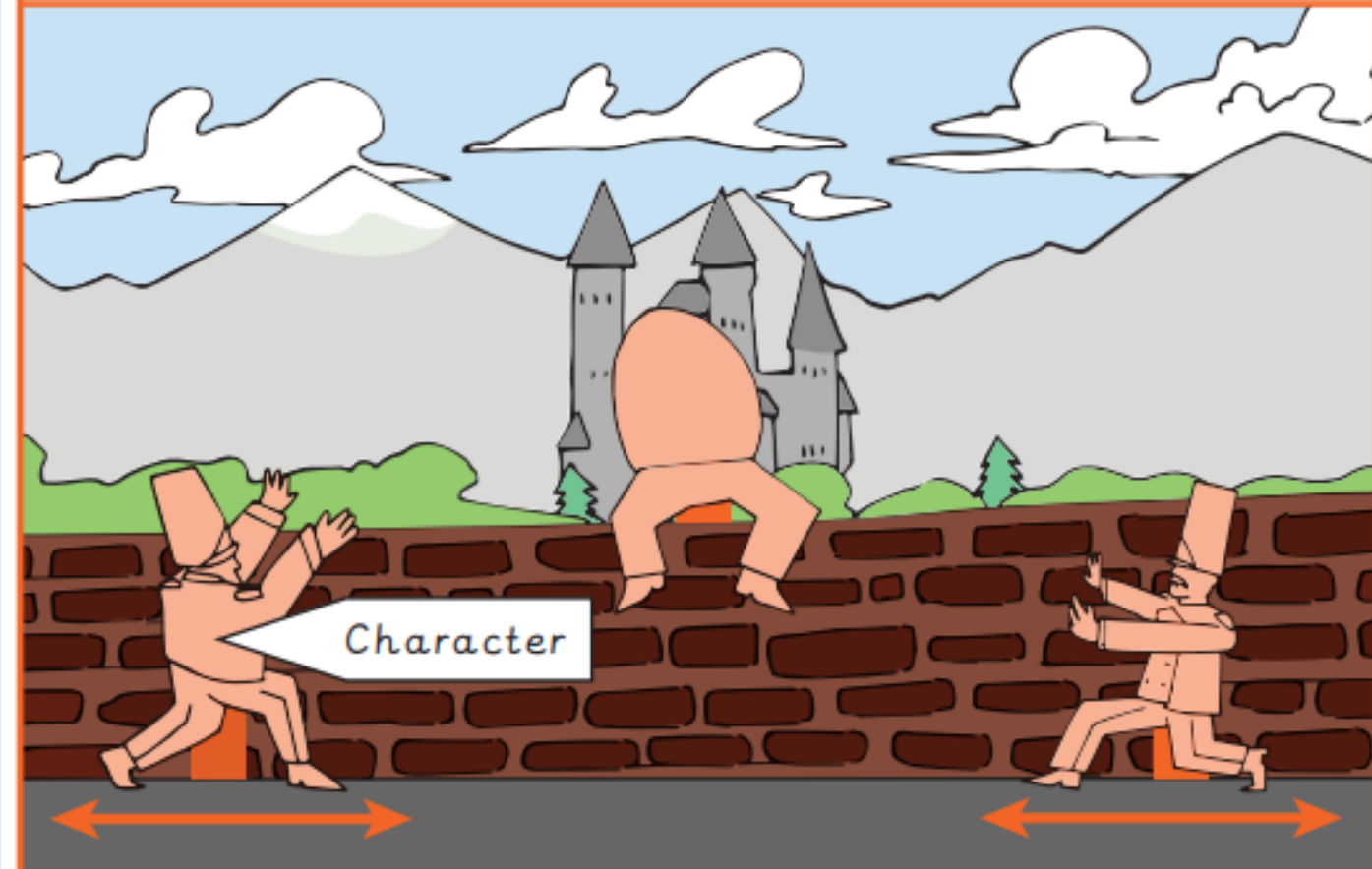
Landscape



Portrait

Key facts

Moving story books allow you to move characters across different backgrounds.



Up



Down



Left



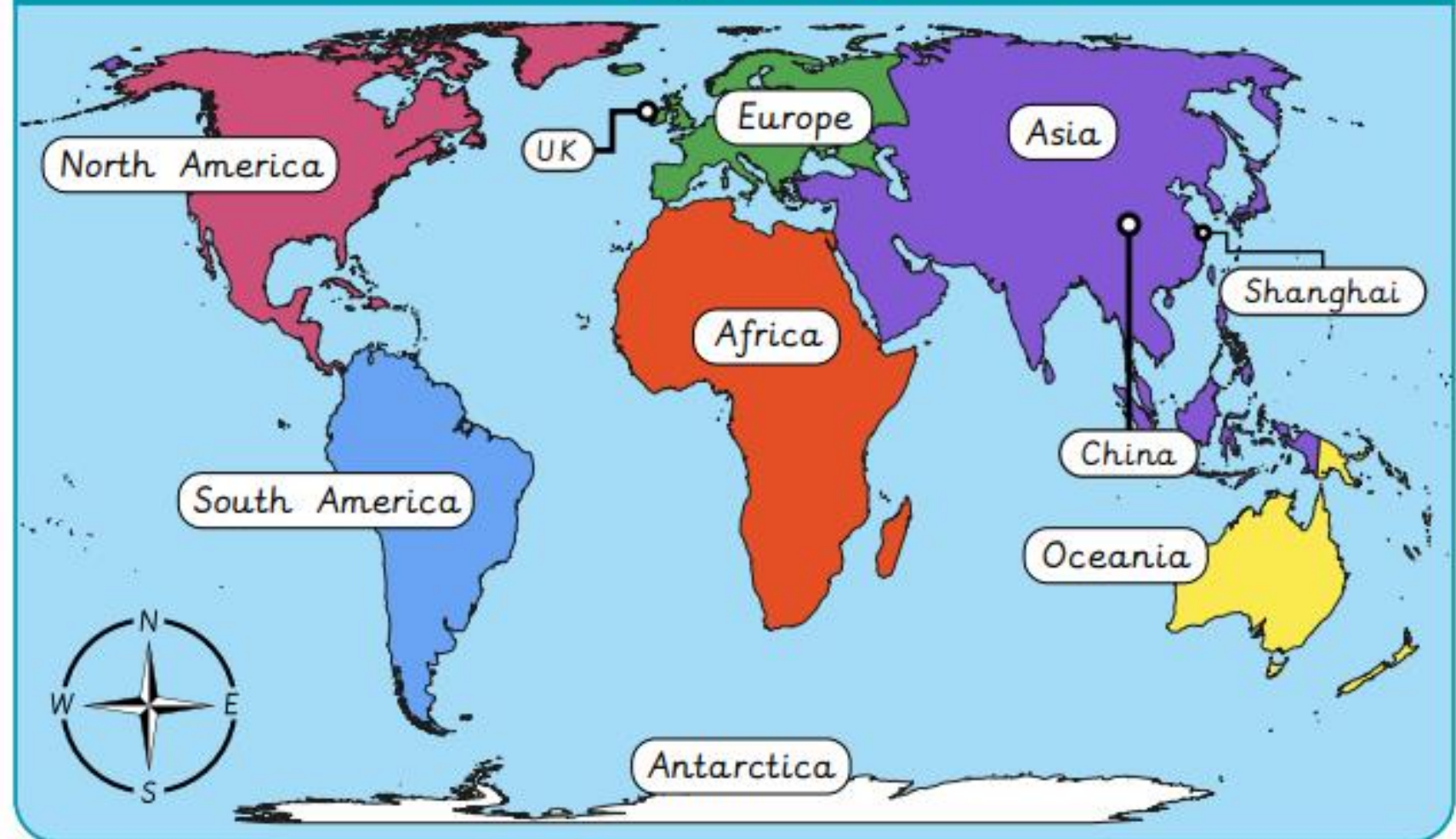
Right

What is it like to live in Shanghai?

What can you see in Shanghai?

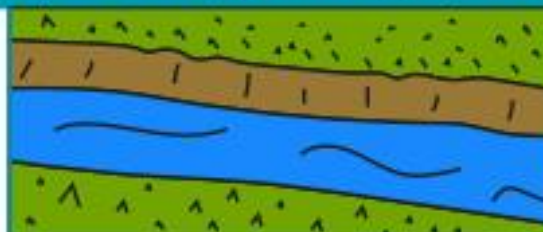


Map of the world



Physical features


Landforms that occur naturally on Earth.



river



beach



woodland



hill

Human features

Large features that were built by people.



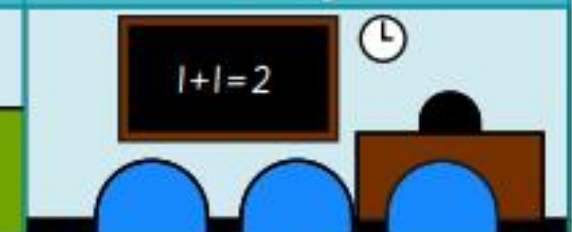
house



bridge



road



school

What does it mean to belong to a faith community?



	Definition
Faith Community	A group of people who share the same religious beliefs and practices, often supporting and encouraging one another.
Baptism	A Christian ceremony involving water to symbolise purification and admission into the faith community.
Wedding Vows	Promises made by a couple during their marriage ceremony, symbolising their commitment to one another.
Shabbat	The Jewish day of rest observed from Friday evening to Saturday evening, often marked by special meals and prayers.
Calligraphy	Artistic, decorative handwriting or lettering, often used in Islamic traditions to depict sacred words or names.
Chuppah	A canopy under which a Jewish couple stands during their wedding ceremony, symbolising their new home and open community.
Symbols of Belonging	Objects, signs, or practices that indicate membership or identity within a particular group or religion.
Infant Dedication	A Christian ceremony where parents dedicate their child to God and commit to raising them with Christian values.
<u>Aqiqah</u>	An Islamic welcoming ceremony for newborns, involving the sacrifice of an animal and acts of generosity like donating the weight of the baby's hair in silver or gold to charity.

Key learning:

1. Symbols of belonging in religious and personal contexts
2. Christian infant baptism: meaning and practices
3. Welcoming ceremonies in Islam: Aqiqah
4. Belonging in Jewish traditions: Shabbat
5. Belonging in Islam: calligraphy and the Ka'aba
6. Christian and Jewish weddings: vows and symbols
7. How members of faith communities cooperate
8. What it means to belong to a group
9. Stories of belonging in Christianity and Islam:
 - "The Lost Coin" (Christianity)
 - "The Boy Who Threw Stones at Trees" (Islam)
10. Comparing religious and non-religious symbols of belonging