



Holden Clough
Primary School

Phonics in Year 1

Aims of Today's Session:

- ▶ To introduce our approach to teaching phonics and how we support your child in school
- ▶ To explain the Year 1 phonics screening check and what it involves.
- ▶ To share practical ways you can support your child at home with their reading

Our approach to phonics:



- ▶ At Holden Clough we follow the 'First class phonics' scheme.
- ▶ We complete a phonics session every day, with targeted support session provided as necessary.
- ▶ Each session introduces a new sound or skill and gives children time to practise and apply their learning.
- ▶ Phonics is also woven into everything we do throughout the day to help children confidently apply their phonics learning when reading and writing.

What is the phonics screening check?

- ▶ Children in Year 1 throughout the country will all be taking part in the phonics screening check during the week beginning **8th June**.
- ▶ The phonics screening check helps us see how well your child is learning to read.
- ▶ It checks whether they can recognise sounds in words and blend them together to read confidently.

What is the phonics screening check?

- ▶ The phonics screening check includes 40 words, split into two sections.
- ▶ There is a mix of real words and “alien” (made-up) words to ensure children are using their phonics knowledge rather than guessing.
- ▶ It will include a selection of the sounds and word structures they have been learning from reception and through year 1.
- ▶ The check helps us understand how well your child is progressing with their phonics. It also helps us see if any children may need extra support to stay on track with their early reading skills.



What happens in the check?

- ▶ Over the course of the week, each child will read the words in the booklet one-to-one with me in a quiet space.
- ▶ There is no time limit, but it usually takes about 10 minutes.
- ▶ We have already done lots of practice, so the children are familiar and feel comfortable with the format.
- ▶ Children are encouraged to try their best and show what they can do.
- ▶ We make it a positive experience, with lots of praise and encouragement to celebrate their efforts.


During the week of the check: Please ensure your child gets a good night's sleep and arrives in school on time. A good breakfast will also help your child feel ready, confident, and able to do their best.

We ask that your child is in school during all of the assessment week as groups of children will complete the check on different days. If your child is unwell or unable to attend, please let us know as soon as possible so we can make alternative arrangements.



Section 1

yech




quog



loip



chuss



Section 1

snip


clang

bunk

boils

- ▶ The phonics screening check pass mark is set by the government each year.
- ▶ The results are sent to the local authority and then shared with you as part of your child's end-of-year report.
- ▶ If a child does not meet the pass mark, there is no need to worry. It simply shows they may need a little more time and support with their phonics.
- ▶ In Year 2, children who did not pass will receive extra support and practice to help build their confidence and skills.
- ▶ They will then have the opportunity to retake the check in Year 2.
- ▶ Our aim is to make sure every child becomes a confident, fluent reader, and we will support them every step of the way.

Glossary of terms:

- ▶ **Blending:** Putting sounds together to read a word (e.g. c-a-t → cat).
- ▶ **Segmenting:** Breaking a word into individual sounds to help with spelling (e.g. dog → d-o-g).
- ▶ **Phoneme:** The smallest sound in a word.
- ▶ **Grapheme:** The letter or letters that represent a sound.
- ▶ **Digraph:** Two letters that make one sound (e.g. sh, ch, ee).
- ▶ **Split digraph:** a digraph which is separated by a consonant.  rope
- ▶ **Trigraph:** Three letters that make one sound (e.g. igh).
- ▶ **Alien word (alien name):** A made-up word (e.g. zog, mip) used to check children can sound out words using phonics rather than guessing.
- ▶ **Real word (Unicorn words):** A word that has a meaning and is used in everyday language but is not a common word that the children will necessarily read by sight. (clang, scribe, bunk)

When helping your child at home, it is really important to pronounce the sounds correctly. This makes it easier for your child to blend the phonemes and read the words.

▶ <https://www.youtube.com/watch?v=UCI2mu7URBc>

Oxford **OWL**



How to pronounce
pure sounds

What can you do to help?

We have put together a pack to help you support your child at home. They will bring these home today.

- ▶ Read together regularly - even a few minutes each day makes a big difference.
- ▶ Work through a page of the phonics workbook each day- especially over the school holiday.
- ▶ You have a login for 'Nessy.' This is an online, game-based program designed to teach phonics and reading skills.
- ▶ Use the phoneme cards to practise sounds. Use these to quickly recap the phonemes or to play phonics games to make learning fun.

Remember: little and often is best - short, regular practice works better than long sessions.

Ideas of games to play

▶ **Phoneme Flash:**

Hold up a card and ask your child to say the sound. Speed it up to make it more exciting! You can also ask them to think of a word with that sound.

▶ **Jump and Read:**

Place cards on the floor. Call out sounds or words and ask your child to jump to the correct card(s). Great for active learners!

▶ **Password:**

Choose a phoneme/ word from the book each day. Stick it on your child's bedroom door. Each time they enter, they have to say the phoneme and read the word. Change this each day. Focus on the phonemes your child is finding tricky.

▶ **Matching Pairs:**

Turn cards face down and play a memory game. Match same sounds or match a sound to a word that contains it.

▶ **Silly Alien Words:**

Use cards to make up fun alien (nonsense) words. Encourage your child to sound them out and have a giggle together

Working Together to Support Your Child.

- ▶ The phonics screening check is just one small part of your child's learning journey.
- ▶ It helps us understand how best to support your child's reading development.
- ▶ Every child learns at their own pace, and we are here to support them every step of the way.
- ▶ Our goal is to help all children become happy, confident readers.
- ▶ Thank you for your continued support at home - it makes a huge difference!
- ▶ Any questions?

Spend some time exploring the activities with your child.

Any questions please ask.