


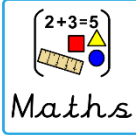












Home Learning Year 4 – Friday 23rd January 2026

English		Completed by...
Spelling/Phonics: 	Practice your Spring Week 4 spellings in your homework book.	Wednesday
Reading: 	Read to adult or older sibling 3 times this week! Don't forget to get your adult to sign they have read with you! Why not answer the questions after reading: <ol style="list-style-type: none"> 1. What was your favourite part? 2. What did you like/not like? 3. Can you list the characters from the story? 4. What could happen next? 	3 times a week
MyOn task:	Read the text 	Wednesday
Core learning		
Maths/or Writing <div>   </div>	<p>In English this week, we will be working towards writing an explanation text about the rainforest. For home learning the children will be researching habitats</p> <p>Rainforest Habitats Research</p>  <p>Research rainforest habitats and write down your findings.</p> <p>In maths we are focusing on angles.</p>	Wednesday

	<div>  <p>Angles</p> </div> <div>  <p>Professor Angle - Right Angles</p> </div> <div>  <p>Ordering Angles</p> </div>	
Curriculum		
Foundation <div>  <p>Geography</p> </div> <div>  <p>History</p> </div>	<p>We are going to be learning about the Topic 'Rainforests' in the new half term.</p> <p>We would like you to do some research over the holidays using books and the internet and present your information in different ways. You can present your research on purple mash or you may create a poster or fact 3D model of a rainforest!</p> <div>    </div>	On going