


Home Learning – Learning Base 2- wk bq –28th June 2021

<u>English – Communication (Speaking and listening)</u>	
<u>Monday</u>	<p>During Literacy the children will be looking at different pobble 365 pictures related to the topic. Please talk to your child about these pictures, describe what they see and ask and answer questions to gain more information. This week the picture is http://www.pobble365.com/nellie-the-elephant/</p>  <p>What do you notice? <i>Parents – please take turns with your child to say what you notice in the picture</i> <i>Resources –Pobble picture</i></p>
<u>Tuesday</u>	<p>Where do you think she is heading? What caused the fire at the circus? What does she have packed in her trunks? Say “I can see _____” using the CIP words <i>Resources –Pobble picture and Concept in Print pictures (CIP)</i></p>
<u>Wednesday</u>	<p>Who is the tiger? Should animals have rights? Should ALL animals have rights? Which animals shouldn’t have rights? Should animals have the same rights as humans? Are two legs better than four? <i>Resources – Pobble picture</i></p>
<u>Thursday</u>	<p>Can you draw what the circus looked like? <i>Resources – Pictures of different places</i></p>
<u>Friday</u>	<p>Describe your drawing of the circus “The circus tent is big and bright” “Lots of animals are in the circus” <i>Resources – Pictures of different animals and circus performers</i></p>
<u>Spelling/ phonics</u>	
<u>Monday</u>	<p>Please use the phoneme mat provided to recap the sounds that your child recognises. Take turns with your child to say and find different sounds. <i>Touch the letter Aa and say “a”.</i> <i>Resources – Phoneme mat (alphabet)</i></p>
<u>Tuesday</u>	<p>Look at the individual letters, say the sound selected and find/match to the phoneme mat. Say the sound <i>Resources – Phoneme mat (alphabet) / individual letters</i></p>

Wednesday

Play find the ____ game.
Place some of the letters out and say "find me the ____", child collects the selected sound
Resources – Individual letters

Thursday

USE - /m/a/s/d/t/ and create these words

at	mat	sat
mad	dad	sad

USE m / a / s / d / t / i / n / p / g / o /


gap	pan	top
got	dog	pin
tip	pig	dig
sit	it	in
on	and	an

USE m / a / s / d / t / i / n / p / g / o / c / k / u / b / f / e /

up	cup	mud
kit	bed	get
met	bin	bad
cat	can	cot

USE m / a / s / d / t / i / n / p / g / o / c / k / u / b / f / e / l / h / sh /

hen	hit	had
fan	fat	log
shop	fun	lip
fish	ship	let

Friday	Say the words for your child to make (from the previous lists) Child will listen, say the sounds in order and make the word <i>Resources – words, individual letters</i>
	Websites to support phonics learning https://www.verywellfamily.com/best-free-educational-websites-for-kids-3129084 - Sesame Street - letters - https://www.sesamestreet.org/games - Starfall- sounds - https://www.starfall.com/h/ - Phonicsplay - https://www.phonicsplay.co.uk https://www.topmarks.co.uk/ - games for sounds https://www.ictgames.com/ - games for literacy
Writing	
Monday	Teach Handwriting  Do 5 exercises daily - https://teachhandwriting.co.uk/handwriting-warm-up-exercises.html Please practice your child's full name so that all the letters are formed correctly. Please use the RWI (alphabet) sheet provided in your home learning pack. Say the letter formation as you write the letter eg. "round the apple and down the leaf" when writing the letter /a/. Say the letter and sound of the letters in your child's name. Form the letter correctly. <i>Resources – RWI letter formation sheet, child's name card</i>
Tuesday	Say a letter and sound. Child to form the letter correctly. Practice writing all the letters of the alphabet. Say the letter name and sound. <i>Resources – RWI letter formation sheet</i>
Wednesday	Use the words from spelling for your child to write. Say the word eg. map, show on your fingers the sounds /m/a/p/, say word again – map <i>Resources – words to write – map, tin etc</i>
Thursday	Using the drawing of the elephant leaving the circus, look at the CIP words and write on your picture to describe it – elephant, tiger, suitcase <i>Resources – CIP words</i>
Friday	Write sentences to describe where they are going "The elephant is leaving the circus" "The elephant is carrying a suitcase" <i>Resources – CIP words to support ideas</i>
	Websites to support writing https://www.abcya.com/grades/prek http://www.funbrainjr.com/search_games.html
Reading	
Monday	Please continue reading the books that have been sent home. Please share your child's reading book. Please talk about the pictures and what is happening in the story. Encourage your child to read each word <i>Resources – reading books</i>
Tuesday	Please listen, share and ask questions about the reading books sent home. Talk about who is in the story? What is happening? What do they think will happen next? Look at the initial letters and read the text in the book

Wednesday	<p>Bugclub - Please log in and read the books that have been selected for your child at their level of learning</p> <p>- Username and Password given</p> <p><i>Resources</i> – https://www.activelearnprimary.co.uk/login?c=0</p>
Thursday	<p>Register and access free books - https://home.oxfordowl.co.uk/reading/reading-schemes-oxford-levels/read-write-inc-phonics-guide/</p> <p>- parents to use for home learning</p> <p><i>Resources</i> - https://www.oxfordowl.co.uk/</p>
Friday	<p>Myon free books. Please log in and look at the books available. Share the books</p> <p>Listen to the tricky word song - https://www.youtube.com/watch?v=TvMyssfAUx0</p> <p><i>Resources</i> – www.myon.co.uk, and websites</p>
Maths	
Monday	<p>Order the numbers 1-10.</p> <p>Remove a number and find the missing number.</p> <p>Find 1 more than and 1 less than. Use numbers 1-20 when confident with 1-10</p> <p><i>Resources</i> – <i>individual numeral and number lines</i></p>
Tuesday	<p>Practice writing numerals to 10 and numerals 1-20</p> <p>Say a number, child finds on the number line and writes and says the numeral</p> <p>Repeat with other numbers</p> <p><i>Resources</i> – <i>number lines</i></p>
Wednesday	<p>Look at the numerals. Say the numerals in order. Mix them up and say the numeral.</p> <p>Select a number and count out the correct amounts</p> <p><i>Resources</i> – <i>Number lines, individual numerals</i></p>
Thursday	<p>Please continue to practically count out amounts of objects.</p> <p>Look at the numerals 1-20 and count out the correct amount of objects.</p>
Friday	<p>Extend by adding and subtracting numbers up to 10 – I have 10 sweets and give 5 to my mum, I have 5 left.</p> <p><i>Resources</i> – <i>Number lines, individual numerals ,</i></p>
	<p>Websites to support maths learning</p> <p>https://www.verywellfamily.com/best-free-educational-websites-for-kids-3129084</p> <p>- Jack Hartman count to 100 -</p> <p>- PBS Kids - counting songs - https://pbskids.org/</p> <p>https://www.starfall.com/ - counting</p> <p>- CoolMath - all maths concepts</p> <p>https://www.topmarks.co.uk/ - games for maths</p> <p>https://www.ictgames.com/ - games for maths</p> <p>https://www.abcya.com/grades/prek - maths games</p> <p>http://www.funbrainjr.com/searchgames.html</p>
Curriculum	
Music	<p>The music service have added lessons online. Go to https://www.GMmusiconline.co.uk/yumu</p> <p>Enter your username and password in the boxes on the screen.</p> <p>Your username is: p1351527</p> <p>Your password is: symphony</p> <p>Click on the different tabs to listen to the songs that your children take part in</p>

<u>On-going project-</u>	This half term the children will be learning about 'Places and Animals' Draw all the animals that you know Ask your parent to write what the animal is called Research all the places where animals live
<u>Sensory</u>	
<u>Playdough</u>	Follow the guidance on Dough disco - https://www.youtube.com/watch?v=3K-CQrjI0uY
<u>Meditation / Yoga</u>	
<u>Peaceout</u>	Follow the peaceout video - https://www.youtube.com/watch?v=2TFuFd4iFOY

Don't forget-

We love seeing your home learning.

You can always take a photo and email to school or tweet us!

We are looking forward to seeing what you have been up to.

IF YOU TAKE A PHOTO or make a video of your child learning, please send to

info@greenhill.theharmonytrust.org





elephant




tiger



walking



sitting



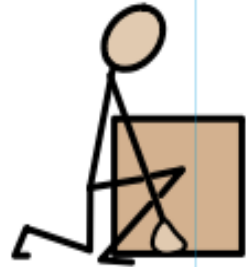
lying



suitcase



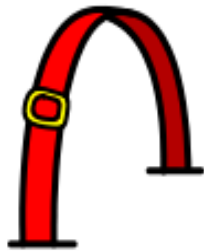
carry



heavy




light



strap



branches



trunk



ears



eyes



tail



legs