

**Class 3 2025/2026
Meet the Teacher**

**Monday 14th July
2025**



In this meeting...



- Our School Day
- Maths Mastery
- Times Tables
- Home Learning
- PE
- Bits and bobs
- First Holy Communion

- Reading

Our School Day

Please ensure your children are in class at 08:45 as this is when our school day begins. The gates are locked at 08:50 and at this point your child will be marked as late. Please go to the office if this is the case.

Our school day ends at 15:15 and the school gates are locked at 15:20, ready for after-school clubs.

If your children are to be picked up by someone else, please let the office know. Children must be collected by adults.




Maths Mastery

White
Rose
Maths



Our mastery curriculum rejects the idea that a large proportion of people 'just can't do maths' and instead focuses on the idea that all pupils can achieve depth in their learning which can be accomplished by using key principles including:

- Using different resources to represent numbers to achieve a deep understanding of how the number system works
- Progressive approach- children make small steps and build on their learning each lesson
- Encouraging mathematical thinking rather than just 'knowing the answer'
- Presenting the same concept in a variety of different ways



Times Tables



- By the end of Year 4, children are expected to know all their times tables up to 12 x 12.
 - There is a National Multiplication Tables Check for Year 4, which is completed in June.
 - Please support your children with this 😊
- 
- 

Multiplication and division facts end-of-year expectations by year group

Year	Expectation
1	Count in multiples of 2, 5 and 10. Recall and use doubles of all numbers to 10 and corresponding halves.
2	Recall and use multiplication and division facts for the 2, 5 and 10 multiplication tables, including recognising odd and even numbers.
3	Recall and use the multiplication and division facts for the 3, 4 and 8 multiplication tables.
4	Recall and use multiplication and division facts for multiplication tables up to 12 x 12.
5	Revision of all multiplication and division facts up to 12 x 12.
6	Revision of all multiplication and division facts up to 12 x 12.


Menu **8 × 9** 


36	9	27	18
72	54	63	45
99	81	108	90


Times Tables up to 12
Hit the Answer 9 × Table


Timer: 0:50 Score: 0/0 

All the 2 to 12 times tables

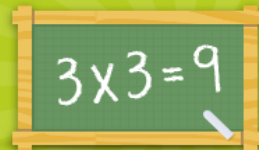
Now choose a Check to do. Each one has 25 questions. 

Beginner: You have 10 seconds to answer each question. You can stop the timer at any time by selecting **timer on/off** at the top of the screen. 

Doing well: You have 6 seconds to answer each question. This Check matches the **Multiplication Tables Check** that you will do in Year 4. 

Advanced: You have 6 seconds to answer each question and there are some divisions for you to try too. 

Back 



$$3 \times 3 = 9$$

Timestables.co.uk

Learn the times tables here!

Advertisement



1st Grade

3rd Grade

5th Grade

7th Grade

2nd Grade

4th Grade

6th Grade

8th Grade

Learn your times tables

At timestables.co.uk you can easily practise all of your tables. The arithmetic problems are clear and simple so you can immediately get started on practicing your tables. Select one of the times tables you wish to practise from the list below and show what you can do on the speed test, Multiplication Tables Check or printout great worksheets.

Which times tables do you want to learn?

1 times table

2 times table

3 times table

4 times table

5 times table

6 times table


7 times table

8 times table

I recommend:

- Hit the Button
- Timestables.co.uk
- Maths Factor

First Holy Communion



Year 3 children have the opportunity to make their First Holy Communion in Class 3. We will begin the Sacramental Program in January 2026. If your child would like to enrol, they must have been baptised.

We will have a Parent's Meeting in January 2026 before the program begins.

Class Information

Home Learning Grid


Children have been given a home learning grid. There are a selection of topic based activities to complete in order to gain house points.

This can be found on the Class 3 Webpage.




Spelling

Children will receive spellings on a Friday which they need to practise at home. These will be tested on the following Friday. A spelling menu can be found on the class webpage and it suggests some interesting ways that children can learn their spellings.



On the grid below are homework tasks for the Autumn 1 Half Term. There are a range of activities that the children can complete. These tasks are optional and extra to our regular weekly homework. However, house points will be awarded for completing your work to a good standard and nicely presented.

<p style="text-align: center;"><u>English</u></p> <p>This half term we are looking at The Pied Piper</p> <p>Create your own poem about the Pied Piper using what you have learnt about him in English.</p>	<p style="text-align: center;"><u>Maths</u></p> <p>Hit the Button Challenge!</p> <p>Have a look at the 'Hit the Button' game on the internet. Work through the different challenges to see how quick you can get and how many points you can score.</p> <p style="text-align: center;">https://www.topmarks.co.uk/maths-games/hit-the-button</p>	<p style="text-align: center;"><u>History</u></p> <p>As we are studying electricity this half term, I would like you to research how these things have changed in the last 30 years: Mobile Phones; How people listen to music; 'gaming', Televisions.</p> <p>You could present your work on a poster</p>	<p style="text-align: center;"><u>Science</u></p> <p>We are studying electricity. I would like you to make a list of EVERY item that you use in a day that requires electricity. Then for each item, write down how you would manage without this item.</p>
<p style="text-align: center;"><u>Music</u></p> <p>As our topic is electricity, I would like you to create some 'electronic' music. Have a look at the 'Isle of Tune' app on your computers. Play around with the game and create a piece of music using this app.</p> <p style="text-align: center;">https://isleoftune.com/</p>	<p style="text-align: center;"><u>Electricity & the Environment</u></p> <p>Saving energy is a way of tackling climate change and global warming. Have a look at the three activities on www.valuesmoneyandme.co.uk/teachers/costing-the-earth-ks1-ks2 to see how you can help reduce your energy consumption at home. Can you design a information poster about how people can save energy at home?</p> <div data-bbox="835 1215 1302 1416" data-label="Image">  </div>	<p style="text-align: center;"><u>Electric Cars</u></p> <p>Research what electric cars are available to buy today (think Vauxhall, Renault, BMW etc). Using the information from https://www.bbc.co.uk/newsround/50135750 to help you, make an advertising poster for the car. Explain the positives of purchasing an electric car.</p> <p>Alternatively, you could create a table giving reasons FOR electric cars and reasons AGAINST electric cars.</p>	<p style="text-align: center;"><u>Religious Education</u></p> <p>In this half-term we are looking at family life. Make a picture of everyone in your family. Underneath each person, write down as many 'joys' that this person brings to you as you can. What does this person do for you? How do they make you feel? How do they make you feel special?</p>

Class Webpage



St Mary's Roman Catholic Primary School

Class 3

Home >> Children >> Class Pages >> Class 3



Times Tables
Songs



Online Safety
at Home



Oxford Owl
Online



Growth
Mindset



Homework



Class 3
Memories





Home
Learning due
to Enforced
Closure



Contact Mr
Wormleighton



Class 3
Curriculum



Bits and Bobs

At break time, the children are allowed to eat a piece of fruit/veg that they have brought from home.




Bits and Bobs

Please ensure your child brings a coat to school. We send the children out at break time as much as possible.




Bits and Bobs

Children should bring a bottle of water to school.

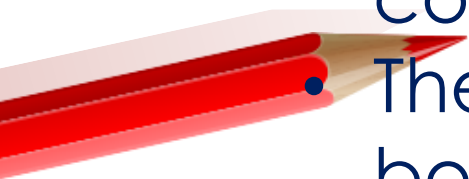


Reading




READING IS SO IMPORTANT 😊

- Children should read their reading book for a short time every day.
- Please keep a record of how much they have read and when in the home reading diary
- Notes on how they got on can be written in the comments section
- There is the opportunity for children to change their book every day, once they have completed it
- In school, children read during daily guided reading sessions.



P.E.

- Children are required to wear school uniform to school on PE days. They get changed at school for PE.
- Earrings must be removed.
- Swimming information provided nearer the time.



Please check the school webpage, social media channels on a regular basis to keep up to date.




<https://www.smrc.lancs.sch.uk/>



**St Mary's RC Primary,
Osbaldeston**

168 likes • 194 followers





Further Information

If you require any further information,
send emails to:

parents@smrc.lancs.sch.uk



Any questions?



ADD A FOOTER