










# Curriculum information for Parents and Carers



At Valley, your child's curriculum is made up of 2 parts:

- 1) Unique Child's Curriculum - Very personal learning that comes from their EHCP, annual review and IEPs.
- 2) School Designed Curriculum - [Half-termly overview in this document](#). It is topic based and provides a breadth of learning opportunities through play. It develops through the 3 steps and is based on the areas of learning in EYFS.

Class Tigers	Step 3	Term Autumn 2
<b>Topic: Celebrations</b>		
<b>Communication and language</b> 	Your child will be working on their communication and interaction skills including their IEP targets throughout a range of curriculum areas	
<b>Literacy</b> 	Reading; Personalised Celebration Story - Requesting and exploring multi-sensory props - Listening and identifying environmental sounds - Using personalised communication books and play pages - Some children will use the See and Learn early reading programme.	
<b>Mathematics</b> 	Cognition– Exploring curves, semi circles and circles with a range of resources. Geometry– Looking at repetitive patterns in a range of activities.	
<b>Understanding the world</b> 	-Science; Push and pull. Using a range of everyday items to explore push and pull. Practising pushing a trolley. Playing with cars down different ramps. Pulling each other on scooter boards. ICT– Exploring a range of apps on the I-pad and whiteboard.	
<b>Physical development</b> 	-PE; Circus skills, a range of physical activities linked to the circus. -Writing; Hand co-ordination and manipulation skills through cookery, fine motor activities.	
<b>Personal, social and emotional development</b> 	-Look and Listen stages 1-3 -Differentiated circle time in small groups -Brushing teeth -PSED; playing with new peers in a range of fun games supported by adults.	
<b>Expressive arts and design</b> 	-Food Technology Following simple recipes Learning to mix ingredients together.	