

Topic Home Learning Challenges Reception Autumn 2



This term our topic is "Night and Day"

Now that we have settled into Reception, we will be talking more about ourselves and our families. We will draw on our own experiences and talk about the world around us asking the question.

What happens when I fall asleep?

Below are the home learning challenges that link to the learning we will be doing in school. Please choose which of the challenges you would like to complete.

We would like you to complete at least 6 of the tasks over the half term. Please bring your completed learning in as you do it. It would be great to share your good work with the rest of the class.

Expressive arts and design

(Collage and transient art)



In the garden or at the park, find some natural objects.

Make an autumnal picture with the things you have found.

If you have glue, you can make some 'transient art' which means you take a picture then move it and make a different one. You can take a photo so that you can keep your picture after you change it!

Just have lots of fun with natural materials!

Understanding the world


(Exploring the weather)

Create a weather diary for a week.

Each day, look out of the window or explore outside. What is the weather like today?

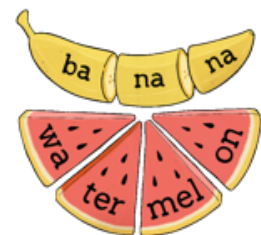
Talk about whether it is hot / cold, wet / dry, windy / calm.

Draw pictures to show the weather each day.



Literacy

(Phonics - syllables)



Syllables are the beats in a word:

'flower' has two beats/ syllables.

'cat' has one. (clap the beats)

Clap the beats/ syllables in your name and other things in your house. E.g. 'Bed,' 'table,' 'microwave.'

Make a note or draw a picture of the objects and tell us how many syllables are in the words.

Literacy

(Reading)

Read your favourite story with your grown-ups.



Create a picture to tell us about the story. You might draw the characters or your favourite part.

Expressive arts and design

(Exploring colours)



Choose your favourite colour.

Create a poster full of things that are your favourite colour. You might find magazine pages, wrapper, or use pens and paint. You could even make more than one to show different colours.

Physical development

(Gross motor skills)



Practise riding your bike or scooter or have a run around the park.

Get active and keep fit. Draw a picture or send us a photo of what you have been doing.

Personal, social, and emotional

(Understanding emotions)



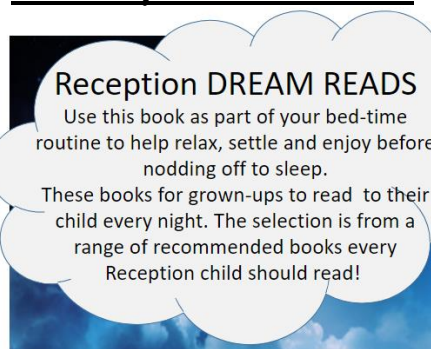
At school, we have been reading the colour monster and learning to discuss our feelings. Talk about how you are feeling.

Why do you feel this way?

Think about the colours of the different emotions.

What can you do to be happier? (yellow) and calm? (green)

Literacy Dream Reads



We will be sending home one dream read book a week. Have fun, discuss, and just grow that love of reading.



Expressive arts and design

(Making an instrument)



Use some old boxes, cups, or other materials in your house to make an instrument (or more than one if you are feeling extra creative!)

You could make a shaker with rice, or a drum with a tub, or even a guitar with a box and some bands. Explore the sounds your instrument makes.