



Meet the teacher FS2

Thank you
for coming!

Welcome to FS2



The staff in FS2 are:

- ☐ Mrs Trish Larkin (EYFS Lead)
- ☐ Mrs Billings (HLTA)
- ☐ Mrs Helen Hardy (TA: Mon, Tues, Thurs, Fri)
- ☐ Mrs Clayton (Deputy Head: Weds)
- ☐ Miss Casie & Mrs Tyrell (1-1)

Queries or problems

If you have any queries or problems please approach your child's teacher in the first instance. If you send a **message on DOJO** please send it to the teacher working on that day. An appointment can then be made with Mrs Clayton, Deputy Head teacher or Mrs Maude, Head teacher if the matter is still not addressed.

ACORN Values

The key aims of the Outwood Curriculum is to ensure that our pupils develop as:

A – Aspirational learners who embrace learning throughout their lives

C – Curious and inquisitive minds that explore the world around them

O – Open minded individuals who embrace all opportunities with enthusiasm

R – Respect and resilient global citizens who excel in a rich and diverse curriculum

N – Nurturing and caring individuals who make a positive contribution to society

These 'Acorn' core values that feed through all of the children's learning.

Other policies on the website

EYFS Curriculum

3 Prime Areas

Communication and Language (CL)

Personal, Social and Emotional
Development (PSED)

Physical Development (PD)

4 Specific Areas

Literacy (Reading & writing)

Mathematics
(number & number patterns)

Understanding the World
(Science, RE, history, geography ICT)

Expressive Arts and Design
(art, music, D&T)

EYFS Curriculum

Our intent is to provide children with opportunities to **explore**, be **independent** and **curious** learners in a **safe** and **nurturing inclusive** environment.

We want all children to have the **best** possible start to their education.

Our stimulating indoor and outdoor environment promotes and stretches the ability of learners to **imagine**, **collaborate**, **question** and **empower** the children to be in control of their learning.

This enables our children to become **resilient** and **curious** with high levels of **wellbeing** and **involvement**.

Characteristics of effective learning

This is how your child is involved in their own learning – their level of motivation and willingness to be involved in activities and to extend and deepen their own thinking.

The **three** different areas we are required to report on are:

Playing & exploring - engagement

Active learning & motivation

Creating & thinking critically

Adult observations . . .

Observations of children are followed through adult interaction.

We work alongside to develop play, extend their ideas and communication skills.

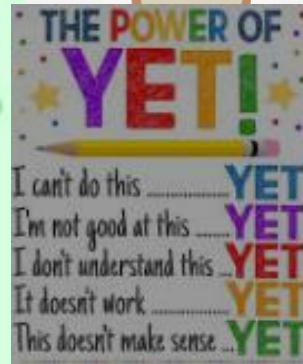
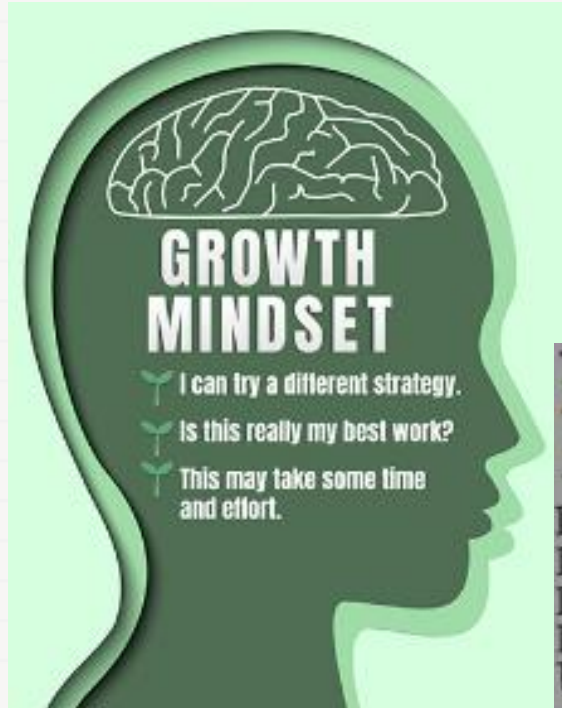
We will ask for information from you so we get a 'thorough picture' of what interests your child and where they are with their learning.

and interactions

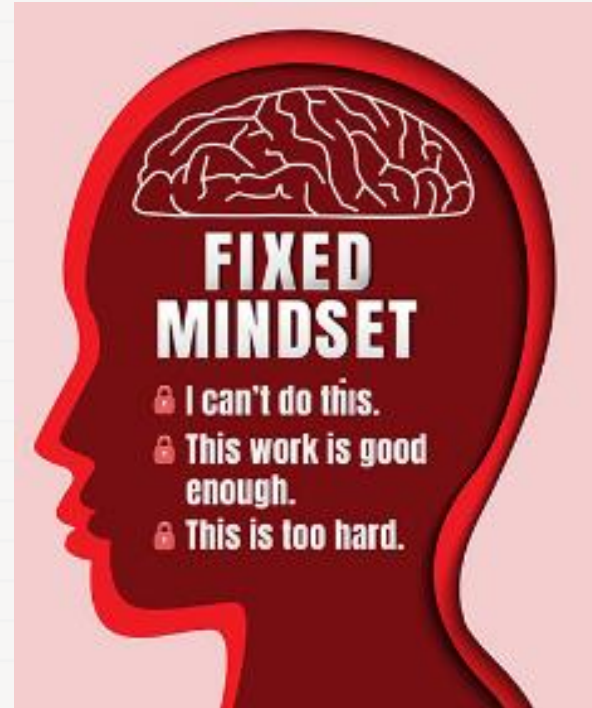
We plan ideas for a term of work and activities – but we **always** adapt what we teach to take into account your child's needs, interests and questions in mind.

That is the beauty of the EYFS curriculum!

Growth Mindset



The power of YET!



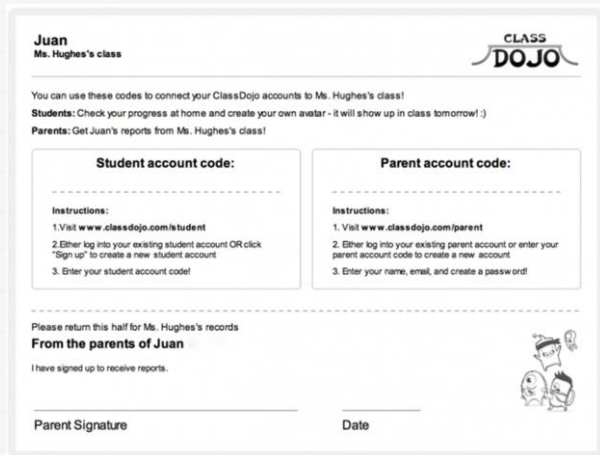
meto



10

Communication

Class Dojo



Juan
Ms. Hughes's class

CLASS DOJO

You can use these codes to connect your ClassDojo accounts to Ms. Hughes's class!

Students: Check your progress at home and create your own avatar - it will show up in class tomorrow! :)

Parents: Get Juan's reports from Ms. Hughes's class!


| Student account code: | Parent account code: |
|---|---|
| Instructions: 1. Visit www.classdojo.com/student 2. Either log into your existing student account OR click "Sign up" to create a new student account 3. Enter your student account code! | Instructions: 1. Visit www.classdojo.com/parent 2. Either log into your existing parent account or enter your parent account code to create a new account 3. Enter your name, email, and create a password! |

Please return this half for Ms. Hughes's records

From the parents of Juan

I have signed up to receive reports.

Parent Signature _____ Date _____



Class Dojo is also a very useful communication tool for you to contact teachers about minor things. We may also use Class Dojo to communicate personally with you, so please check this regularly.

School Spider



The School Spider is a communication platform for parents. It allows you to receive important information directly from the school quickly and easily such as in an emergency.

We use School Spider to send out more formal information such as letters, these will arrive in your email inbox.

You can also book parent's evening appointments and complete online surveys and forms.

You can login via our website by selecting 'parent login' on the top bar of our site or, via the School Spider app. You can download the app for free from Google Play or Apple App Store by searching School Spider.

Uniform

- Uniform – Black shoes only (no trainers)
- Indoor P.E kit:
Black/navy shorts & white T-shirt/polo shirt to be worn to school on the day of PE and sports clubs
- Outdoor P.E kit:
Black/navy shorts & white T-shirt/polo shirt, trainers (dark tracksuit for cold days) to be worn to school on the day of P.E or Sports Club.

Long hair to be tied up.

No Jewellery – only watch.

No nail varnish

No valuables

Please note:

We expect the children to be in full correct uniform everyday.

Homework

The homework chilli challenges have been placed inside homework books for convenience.

Please have at least one challenge completed each week.

Homework will be set every half term by the class teacher.

Homework also includes

- Reading books
- Library book
- RWI flashcards/phonics videos




Oxford Primary School

F&E Homework - Autumn 2023

TOPIC: What Makes Me, Me?

Over the term, collect as many skills as you can. Upload any photos of your child's work onto Tapestry.

| Writing skills | Reading skills | Creative Challenges |
|---|--|---|
|  |  |  |
| Practice holding the pencil/pen in your preferred hand. Make marks - start from the top - <u>write</u> from the bottom. | What legs, shape names, sizes and numbers do you recognise around your local environment? | Ask you family about their first days at school. Has it the same and different in your own story as others? |
| Write your first name - only use a capital letter for the <u>first</u> letter of your name. | Look at the illustrations as you read about what's happening in the book you are reading. Do you know the character names? | Create a poster about you! What are your interests? What are you good at? What would you like to get better at? Include information about you and ideas in your family. |
| Practice letter groups formation using the sheet given by your teacher. Start from the top unless it's the letter e. | Begin to use your phonics knowledge to blend sounds together. Play Pinf games to help blend sounds together. | Draw a picture of your house. Do you know your street name? Do you know your house number? Do you know your full address? |
| Learn & say the letter formation rhymes to help you form letters correctly. | Can you read the red words? | Go out on an Autumn Walk with your family and bring in items from nature that you find. |

Sounds, letter formation & red words, plus Maths to learn this half-term:

| Week 2 | Week 3 | Week 4 | Week 5 | Week 6 | Week 7 |
|---|----------|-------------|---|-----------|----------|
| 18/09/23 | 25/09/23 | 02/10/23 | 09/10/23 | 16/10/23 | 23/10/23 |
| ma n o t | ap p e | e k k u k u | fa k e | g y a n g | e e |
| Red words (over the term): | | | | | |
| <u>Be</u> <u>the</u> , <u>at</u> , <u>my</u> , <u>he</u> , <u>for</u> , <u>get</u> , <u>on</u> , <u>you</u> , <u>be</u> , <u>are</u> , <u>to</u> , <u>go</u> , <u>into</u> | | | | | |
| Please revise regularly to enable your child's progression in reading and writing | | | | | |
| Recognise numbers 2-5. Find many different ways you can make 22 23 33 43 53 https://www.mathsworksheetsland.com/number/number2345/ Can you tell time (knowing how many without counting) to 5?  | | | What 2D (flat) & 3D (solid) shapes can you see? Do you know what they are called? https://www.youtube.com/watch?v=1bPwQW1M0  | | |

Snacks

As the children are in FS2, break time snacks (fruit) are provided by the Government. We buy crackers and special snacks for celebrations through the year – which is why we ask for a £5 donation each half- term.



Lunches

We are a 'Healthy School' so we advocate healthy snacks and lunches to be eaten by the children.

Children in FS2 are entitled to free school meals.

Y6 Buddies – FS2 experience the 'big' playground with support if needed from their buddies.



Reward system



Pupils in are rewarded for positive behaviour with 'Class Dojo' points.

You can access a report from home to see how well your child is doing in class.

This year we will encourage the children to work as a class to collect a certain number of points for a reward during **Golden Time** on a Friday afternoon

Forest School

This year, FS2 children will have Forest School in Summer 2. It takes place on a Thursday afternoon and is lead by Miss Exley.



Why do Forest School?

Outwood Primary School is proud to have a forest schools site on its grounds.

Forest School is a child-centred inspirational learning process. It develops confidence and self-esteem through learner inspired, hands-on experiences in a natural setting.

Develop socially, emotionally, spiritually, physically and intellectually.

It creates a safe, non-judgemental nurturing environment for children to **try stuff out** and **take risks**.

Forest School inspires a **deep and meaningful connection to the world** and an understanding of how the **children fit within it**.

A strong understanding of the importance of nature is an attribute that children can **carry forward into adult life** to protect the planet we live in.

Specifics for FS2!

Autumn 1

Reading meeting

Autumn 2

Parent's evening

Christmas tree decorating

Santa visit

Christmas Sing-along

Christmas Play

Nursery Rhyme Week

Thumbs up Thursday

DEAL

Targeting the head the heart
and the hand. Drama strategies
when delivering the
curriculum.

PE

Friday

Home/school agreement

At Outwood it is important that parents/carers, pupils and staff, respect each others contributions and work together to achieve the highest possible levels of success for all pupils.

This will be sent out next week. Please read, sign and then return this to school.



Thank you!



Thank you for coming!

Any questions?