



Meet the teacher

Thank you
for coming!

Welcome to Year 2!



The staff in Year 2 are:

Mrs Dooley – Class Teacher (Mon-Weds)

Mrs Mahmood – Class Teacher (Th-Fr)

Mrs Parker- Teaching Assistant

Mrs Al-Yassin, Mrs Spilman, Miss Betts, Miss Dwan – Learning Support Assistants

Queries or problems

If you have any queries or problems please approach your child's teacher in the first instance. If you send a **message on DOJO** please send it to the teacher working on that day. An appointment can then be made with Mrs Clayton, Deputy Head teacher or Mrs Maude, Head teacher if the matter is still not addressed.

Year 2 Curriculum

Science	Uses of Everyday Materials Scientist: Ruth Benetto	Animals including humans Scientist: Maria Sibylla Merian	Plants Scientist: Marianne North	Living Things & their Habitats Scientist: Jane Goodall
History	Remember, Remember! How has significant events and people changed the way we live?	What is the UK?	Time travellers Can we be great explorers?	
Geography	Places int eh UK – London. Compare with Heald Green	UK countries and capital cities	Continents and oceans	
Art	Clay/paper mache Heroes/superheroes and significance FOCUS ARTIST Antony Gormley	3D Art The beauty of plants FOCUS ARTIST Artist – Judy Pfaff	PAINTING Explorers FOCUS ARTIST Henri Rousseau	
DT	Structures Design, make and evaluate 'Mouse in a Windmill' for the client – mouse to live in.	Mechanisms (wheels and axles) Design, make and evaluate a moving vehicle using junk modelling materials – straws as axle, cardboard wheels. Gluing to attach, painting	Cooking and Nutrition (savoury) Design, make and evaluate a healthy wrap understanding the need for a balanced diet – learn about food groups- Food	

Computing	Information Technology Around Us Digital footprints	Digital Photographs Searching key words	Making Music Judging what is appropriate	Pictograms Rate and review other work online	Robot algorithms Be kind online	Quizzes Cyber snakes and ladders game
PSHE	Computer safety Bullying Practise makes perfect	Brushing Teeth Worry Anger	Is it safe to play with? Helping people Living in our world	Working in our world Tying Shoelaces	Healthy Eating Body Language	Image Sharing Petty arson
RE	Who is a Muslim and what do they believe?	What can we learn from sacred books?	How and why do we celebrate special and sacred times?		How should we care for others and the world, and why does it matter?	
PE	Movement Skills 2	Movement Skills 3 Gymnastics - pathways straight zigzag curving- CPD	Invasion games 2 Dance – animals	Net and wall games 2 Gymnastics – spinning turning twisting	Striking and field game skills 2 Forest School	Athletics Gymnastics stretching, curling, arching
Music	Use xylophones to create music Charanga – hands, feet and heart	Christmas songs/ Nativity	Know and sing soh me lah do African songs To link with Humanities -Africa	CHARANGA unit – HEY YOU!	Music that makes you dance How does music make us happy?	Exploring improvisation How does music teach us about looking after our planet?

Reading

It is essential that children bring their reading books to school **everyday**. Your child will have been given their reading book already. They will also have had a RWI Book Bag Book – this will be sent out on **Monday** and **MUST** be returned on a **Friday**.

Please support your child by encouraging them to read on a daily basis, for a minimum of 10 minutes, and signing their Reading Record. We will change their book once the fluency is there and they can answer questions about what they have read.

Reading (cont), Guided Reading

The Class Teacher or Teaching Assistant will listen to your child read at least once a week.

Guided reading will be a taught session and there will be a weekly focus on one of the different reading skills; vocabulary, inference, prediction, retrieval and sequencing.

Reading Vipers


Vocabulary
Infer
Predict
Explain
Retrieve
Sequence or Summarise



Communication

Class Dojo

Juan
Ms. Hughes's class



You can use these codes to connect your ClassDojo accounts to Ms. Hughes's class!

Students: Check your progress at home and create your own avatar - it will show up in class tomorrow! :)

Parents: Get Juan's reports from Ms. Hughes's class!

Student account code:	Parent account code:
Instructions: 1. Visit www.classdojo.com/student 2. Either log into your existing student account OR click "Sign up" to create a new student account 3. Enter your student account code!	Instructions: 1. Visit www.classdojo.com/parent 2. Either log into your existing parent account or enter your parent account code to create a new account 3. Enter your name, email, and create a password!


Please return this half for Ms. Hughes's records

From the parents of Juan

I have signed up to receive reports.

Parent Signature

Date



Class Dojo is also a very useful communication tool for you to contact teachers about minor things. We may also use Class Dojo to communicate personally with you, so please check this regularly.

School Spider



The School Spider is a communication platform for parents. It allows you to receive important information directly from the school quickly and easily such as in an emergency.

We use School Spider to send out more formal information such as letters, these will arrive in your email inbox.

You can also book parent's evening appointments and complete online surveys and forms.

You can login via our website by selecting 'parent login' on the top bar of our site or, via the School Spider app. You can download the app for free from Google Play or Apple App Store by searching School Spider.

Uniform

- Uniform – Black shoes only (no trainers)
- Indoor P.E kit:
Black/navy shorts & white T-shirt/polo shirt to be worn to school on the day of PE and sports clubs
- Outdoor P.E kit:
Black/navy shorts & white T-shirt/polo shirt, trainers (dark tracksuit for cold days) to be worn to school on the day of P.E or Sports Club.

Long hair to be tied up.

No Jewellery – only watch.

No nail varnish

No valuables

Please note:

We expect the children to be in full correct uniform everyday.

Homework

Homework will be set every half term by the class teacher.

The homework chilli challenges have been placed inside homework books for convenience.

Please have at least one challenge completed each week.

Please have at least one challenge completed each week.



Outwood Primary School
Year 2 Homework – Autumn Term
TOPIC: Remember Remember...How have significant events and people changed the way we live?



Hit the Button

Your child should spend 10 minutes daily on Hit the Button. This can be accessed on any device and no login is required. The children should practice number bonds initially, then 2x, 5x tables














Read Write Inc. Phonics

Your child should be regularly practising speedy green words and red words. RWI reading books are given out on Wednesday and discussed on Friday.

Curriculum Grid

Each week choose an activity from the grid below to complete. By the end of the half term your child should have collected at least 10 chillies!

Please send one completed piece of work every Friday.

Write down five questions you would like to ask Samuel Pepys. Remember to use a question mark (?). 	Choose a book of your choice, read it and design a new front cover. 	Can you use some cardboard boxes to create a typical house in 1666 or even a street? 
Imagine you were a child in 1666, write a paragraph about how you would escape. Describe what you see/hear/feel/smell during your escape. 	Write a character description. Choose any character from your favourite book. 	Draw what religion means to you. Discuss this with your family. 
Look at famous paintings of the Great Fire of London via Google search and create your own painting in that style. See below as an example.  	Practice number and letter formation. <ul style="list-style-type: none"> 1-100. Upper case letters (ABC) Lower case letters (abc) Writing first name and surname 	Write an acrostic poem about Autumn. All the leaves are falling U T U M N 
Write out all your number bonds to 5 and number bonds to 10. 1 + 4 = 5 5 - 1 = 4 4 + 1 = 5 5 - 4 = 1 	Look around your home and find three things which are made from the following materials: glass, metal, plastic. Draw your findings and label them. 	Watch the story, 'Window' by Jennie Baker. https://www.youtube.com/watch?v=SOayRIGBq1E Look at the environment around your house. Draw what you can see. 

Clubs

At Outwood we offer a variety of clubs for the children to attend. Some will take place in school time and others are after school. The children will be made aware of the clubs that are on offer. We do have limited spaces for these so we try to make it as fair as possible.

SPORTS COOL

You can sign up for the after school clubs by using the website.

<https://www.sportscoolcheshire.org/>

This link will be shared on the Dojo class story.

Snacks

As the children are in Year 2, break time snacks are provided by the Government, therefore the children do not need to bring their own from home.



Lunches

We are a 'Healthy School' so we advocate healthy snacks and lunches to be eaten by the children.

Children in Year 2 are still entitled to free school meals.



Forest School

This year, the Year 2 children will have Forest School in Spring Term. It takes place on a Thursday afternoon and is lead by Miss Exley.



Why do Forest School?

Outwood Primary School is proud to have a forest schools site on its grounds.

Forest School is a child-centred inspirational learning process. It develops confidence and self-esteem through learner inspired, hands-on experiences in a natural setting.

Develop socially, emotionally, spiritually, physically and intellectually.

It creates a safe, non-judgemental nurturing environment for children to **try stuff out** and **take risks**.

Forest School inspires a **deep and meaningful connection to the world** and an understanding of how the **children fit within it**.

A strong understanding of the importance of nature is an attribute that children can **carry forward into adult life** to protect the planet we live in.

Specifics for Year 2!

Autumn 2

Parent's evening.

Christmas Play

PE

Tuesday and Thursday

Bikeability

The children in Year 2 will access Bikeability during the Summer Term (TBC).

SATs

SATs will no longer take place in Year 2, however we will use past papers to assess children throughout the year.

DEAL

Targeting the head the heart and the hand. Drama strategies when delivering the curriculum.

Specifics for Year 2!

Year 2 Common Exception Words

after
again
any
bath
beautiful
because
behind
even
both
break
busy
child
children
Christmas

class
climb
clothes
could
cold
door
even
every
everybody
eye
fast
father
find

floor
gold
grass
great
half
hold
hour
improve
kind
last
many
mind
money

most
move
Mr
Mrs
old
only
parents
pass
past
path
people
plant
poor

pretty
prove
should
steak
sugar
sure
told
water
whole
who
wild
would


Trips & Visitors

TBC

Home/school agreement

At Outwood it is important that parents/carers, pupils and staff, respect each others contributions and work together to achieve the highest possible levels of success for all pupils.

This will be sent out next week. Please read, sign and then return this to school.



Thank you!

A spiral-bound notebook with a green cover and a red vertical line on the left side. The notebook is open to a blank page with light blue horizontal lines. The text "Thank you for coming!" is written in a bold, red, sans-serif font. Below it, the text "Any questions?" is written in a smaller, black, sans-serif font. The notebook has a silver spiral binding on the left side. The background is a solid green color with a subtle pattern of small white dots.

Thank you for coming!

Any questions?