





Year 2
Curriculum Leaflet
Summer Term One

Subject	We will be learning about
<p>Writing</p> 	<ul style="list-style-type: none"> • Non-chronological reports where we attempt to use subordinating conjunctions. • Recounts from personal experience where we will explore first person perspectives and use of past tense • Stories from other cultures where we will write in the third person and explore cultural details. • We will also continue to look at statement, question and command sentences, adjectives, expanded noun phrases and adverbs.
<p>Reading</p> 	<ul style="list-style-type: none"> • Our core texts will be: Little People, Big Dreams – David Attenborough and Great Women Who Changed the World • As well as enjoying these books and learning some amazing facts about very unique people we will also utilise these texts to learn about retrieval, summarising, sequencing and inference.
<p>Maths</p> 	<ul style="list-style-type: none"> • Money • 2d shapes • 3d shapes • Continuing 2-digit column addition and subtraction
<p>Art</p> 	<ul style="list-style-type: none"> • We will be taking inspiration from aboriginal art and artists • Through this lens we will be exploring ideas such as line art and pointillism (where small, distinct dots are applied in patterns to form an image).
<p>Science</p> 	<p>Biology – to understand plants</p> <ul style="list-style-type: none"> • Identify and describe the basic structure of a variety of common flowering plants • Find out and describe how plants need water, light and a suitable temperature to grow and stay healthy. • Observe and describe how seeds and bulbs grow into mature plants.
<p>Music</p> 	<ul style="list-style-type: none"> • Music that makes you dance How does music make us happy? • Listen and Appraise • Learn to Sing the Song • Play Instruments with the Song • Improvise with the Song

<p>PE</p> 	<ul style="list-style-type: none"> • P.E. lessons will take place on Thursday afternoons. Please ensure that you child has the correct kit for both indoor and outdoor use as weather permitting, the children will spend most of their lesson outside partaking in contact sports.
<p>RE</p> 	<p>How and what can we learn from sacred books?</p> <ul style="list-style-type: none"> • This R.E. unit looks at sacred books from many different religions. • We find out how they are written, how they are looked after and how they are used.
<p>History</p> 	<ul style="list-style-type: none"> • In history we will continue to look at Salford and the Industrial Revolution • We will include a study of the works of L.S.Lowry and how his paintings are a historical portrayal of how people lived and worked in Salford in the past.
<p>PSHE</p> 	<p>Relationships</p> <ul style="list-style-type: none"> • Know how to make friends • Friends and Conflict • Special relationships

Home Learning	You can help me at home by
<p>Spellings</p>	<ul style="list-style-type: none"> • Practising my spellings with me. • They will be handed out each Friday • They will be tested the following Friday
<p>Maths</p>	<ul style="list-style-type: none"> • Practising my times tables with me • Playing Hit the Button online • Practicing 2-digit column addition and subtraction • Practicing time and money
<p>Reading</p>	<ul style="list-style-type: none"> • Reading with me at least 4 times per week. Check for fluency and accuracy as well as intonation and expression. Also, ask comprehension questions to check my understanding. • Completing my reading diary • Sending my book bag, my book and diary in on my reading day (and my book bag into school on a Friday).
<p>Homework Project</p>	<ul style="list-style-type: none"> • Checking what the homework project is and when the deadline is. • Making sure that I start my research for the project in plenty of time and that I make a start sooner rather than later. • Making sure that I bring my project into school by the deadline.