




(Outside) A firm favourite! Bury sounds or words in the sand (if you don't have sand ....soil) and then uncover them.

Place the same sound or word next to the sand and then say the sound/word as you match them. See who can uncover the most in a set time! (Get those mathematical skills going too!)



(In or outside) You don't have to use bins ....can be paper plates or just have the cards laid out by stones in the garden etc.

Sort the words according to the phonics sound within the word.



(In or outside)

This picture shows a letter, but you can place any sound or word that you are practising on it.

Using a paintbrush or anything else that you have that would be suitable.....children make the sound/word appear – shake the tray and it disappears. Then start again.

Use an old tray – you can fill it with sand, soil, glitter, paint ... literally anything that you have!

# Word Family Spoons

## Read & Sort Activity



PlanningPlaytime.com

This is another favourite! You can literally write on anything you have – then sort into the paper cups.

PlanningPlaytime.com




All you need is 2 value packets of paper plates. Write the same set of sounds on each and muddle up for a huge game of memory!

## POST-IT MEMORY GAME



Another way to play a memory game with post it notes! Children love post it notes!!!!





(In or outside)

Hide a pom-pom or a favourite mini toy, piece of lego etc... (Whatever you have to hand) and then ask the children to say a sound whilst they turn the cups over and when they find what is hidden the game is over.

Then the children hide the object and you say the sound as you turn them over, again once you find the object the game is over.

You can test the children by saying the wrong sound to match the one you are turning over, see if they notice.....they will be quick to point it out! Say that you were trying to trick them.

You can play it with as many cups or people as you like!



(In or outside)

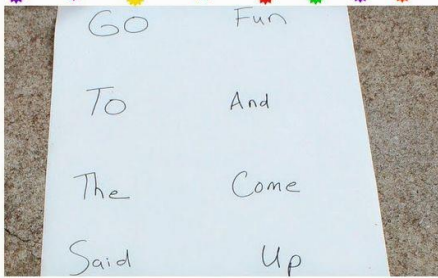
Use some phonics sounds to build up words (as picture) and match them with cupcake cases to make them 3D – you can glue them on or paint them whatever you would like!



One for outside – big sheet of paper with words on ....you shout the word and they splat the word with the paint!

You could vary this and they jump to a word, throw a pebble on the word etc

## Splat Sight Word Painting



## WORD FAMILY SLAM!



This one is such fun!

You can play this outside and take it in turns to shout a sound or a word.

Great for exercise, you could also time yourself and see how many sounds/words you can hit in five minutes ....see if you can challenge yourself to increase your score.

Ask the children to write down the score – you could show them how to keep a tally chart!

- (Outside) Using a paintbrush and a bucket of water write sounds and build up words together on the yard/walls etc Wherever you are happy to
- (Outside) Using chalk to play phonics hopscotch, roll a number with the dice and then hop to that sound/word – say it as you land on it.
- (In or Outside) Play dough – select a sound or word and then make it out of playdough to match
- (In Or Outside) Have a treasure hunt! Write lots of words or sounds and hide them around the house or garden. Set a timer if you like and hunt for them! Say the sounds or words you have found... pair any that are the same etc

Facebook sites that are very useful:

- Phonics family
- Is it time to play?
- Alfresco learning

Hope this helps!

Miss Platt and Mrs Horsefield ☺