

LETTER-JOIN HOME LEARNING

Year 2: Pack 1

Handwriting activities for children and parents to use at home

CHILDREN AND PARENTS

Log in at www.letterjoin.co.uk using the details shown below.

Pupil log-in details

Username:

Password:

Swipecode:

O O O

O O O

O O O

Teachers! Write your pupil log-in details in here.

Fine Motor Skills warm-up exercises

Here are some exercises to get your fingers and hands ready for handwriting:

- Select [Resources > Warm up > Fine Motor Skills](#).
- Practise all the exercises on the list.



How to hold your pencil

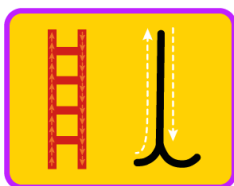
- Select [Resources > Warm up > Tripod Grip](#).
- Listen to Letter-join's Pencil Grip Rhyme.
- Practise picking up your pencil while saying the rhyme.
- Now write your name neatly.



Letter families

Go to [More Letters > Families](#) and choose 'Long Ladders':

- Watch Letter-join's animations for i, l, t, u, j and y.
- Try air-writing the letters as you watch.
- On your tablet, click 'Try' to trace the letter.
- Practise tracing the letters on the worksheet.
- For more practice use Magic Words in the 'Fun' section.
- Repeat for caterpillars, robots and zig-zags.



Sequencing sentences worksheets

Put the sentences in the right order:

- Read the first set of sentences on the worksheet.
- Number the sentences in order.
- Now write them out neatly in the right order.

Joining practice worksheets

Practise horizontal joins:

- Look at the letters that join horizontally.
- Use Magic Words to help you practise the joins.
- Complete the worksheet neatly.
- Repeat this with diagonal joins.



Write it Right!


Practise joining your letters correctly by tracing the words in 'Write it Right!' in the 'Fun' section.



Word spacing worksheet


Use the correct spacing:

- Complete the 'Spaces between words' worksheet.
- Write some sentences to practise the correct spacing.

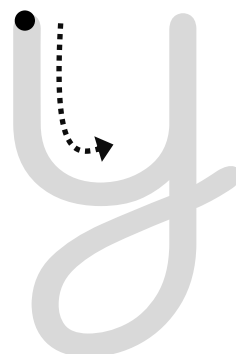
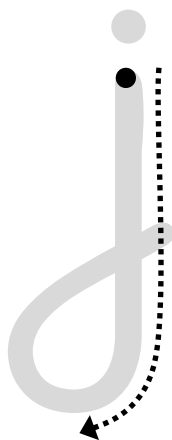
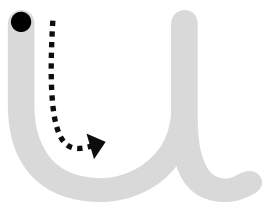
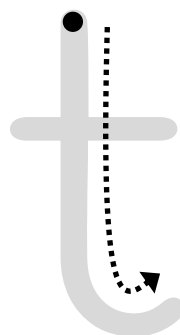
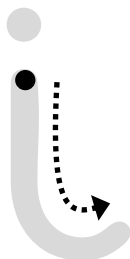
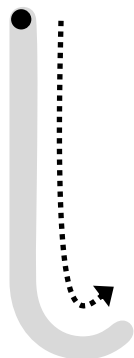
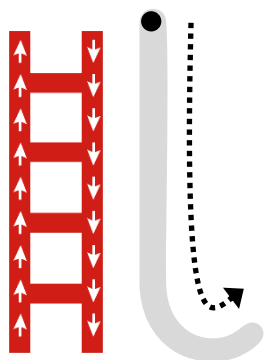


Word search

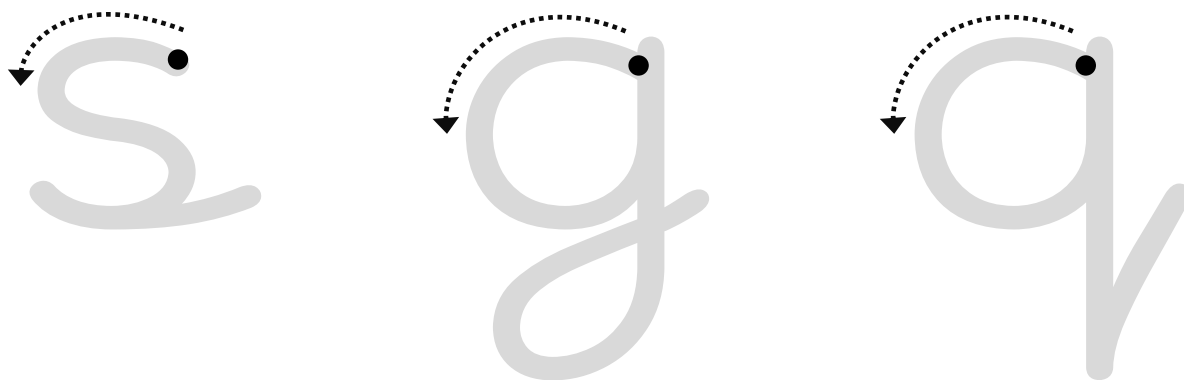

To practise your spelling, go to [Fun > Word Search](#). Search for the words and then write them in your best handwriting. Can you write some sentences with the words you have found?



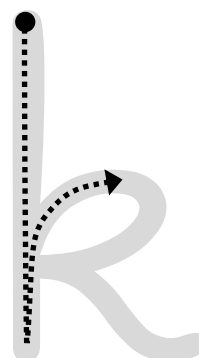
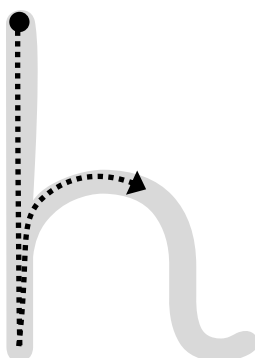
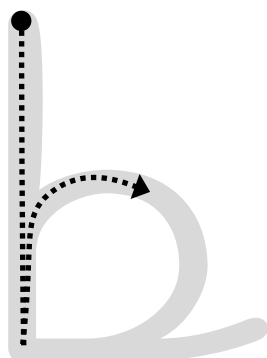
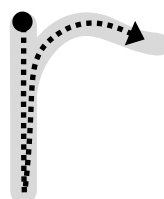

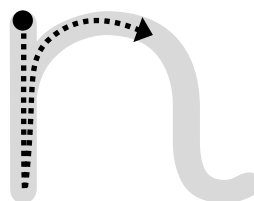
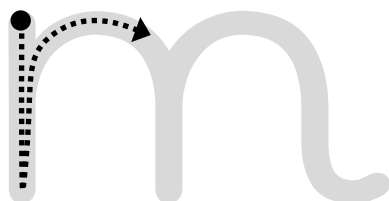

Long Ladder Letters



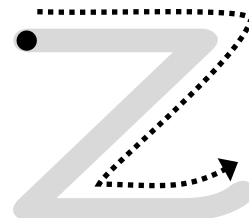
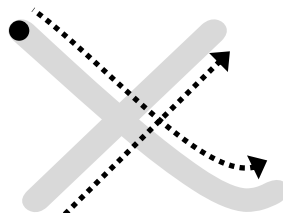
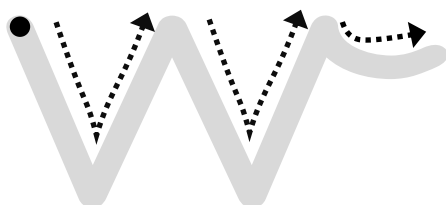
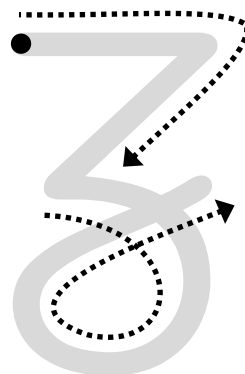
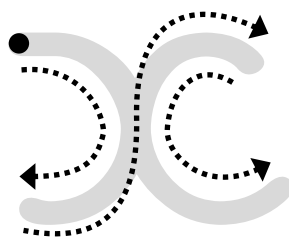
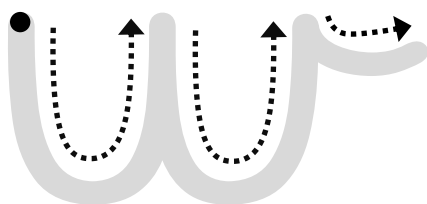
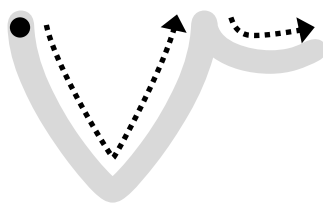
Curly Caterpillar Letters



One-armed Robot Letters



Zig-zag Letters



Choose the letters your school uses

Sequencing Sentences 1: 1

Rewrite these sentences in the correct sequence:

Meg gave it to Mum.

She picked the flower.

Meg saw a flower.



The sun was warm.

He fell asleep.

Grandad sat in a chair.



He got wet and muddy.

Spot jumped in a puddle.

It was raining.



Sequencing Sentences 1: 2

Rewrite these sentences in the correct sequence:

He unwraps the parcel.

There is a toy zebra inside.

Sam has a birthday present.



She waters the seed every day.

Jo plants a seed in a pot.


The seed grows into a flower.



Tom has some wooden bricks.

The dog knocks the tower over!


He builds a tall tower.



Horizontal Join Practice

These letters join horizontally to the next letter:

v w o r



Practise these common horizontal joins:

vi wo ru wa oc ro wn ve re oe

Follow two foxes to a wood.

The van windows are red.

Come down now!

Our oven was on.

A room with no view.

The colour of the van is brown.

Diagonal Join Practice

These letters join diagonally to the next letter:

a c d e h i k l m n u

an

Practise these common diagonal joins:

an co di ei hu im ka li ma np ui

A banana is nice in cream.

Hide that bright light.

We all came with my mum.

It was a sunny day yesterday.

Is she ten or eleven?

That kitten is cute.

Spaces between words

When you were small and had little fingers, you may have been told to leave a finger space between each word. The ideal space size between words is the size of the letter 'o'.

Imagine there is a letter 'o' between the words in the next two lines and copy them with the correct spacing:

Leave o a letter o space o in o between o each o word.

Your o handwriting o will o then o be o easier o to o read.

Copy the sentences below with the correct spaces between the words:

These word spaces are too big.

These word spaces are too small.

These word spaces are too uneven.

These word spaces are perfect!

