

Year 6: Pack 2

Handwriting activities for children and parents to use at home

CHILDREN AND PARENTS

Log in at www.letterjoin.co.uk using the details shown below.

Pupil log-in details

Username:

Password:

Swipecode:

○ ○ ○
○ ○ ○
○ ○ ○

Teachers! Write your pupil log-in details in here.

Grammar

Be great at grammar and improve your handwriting too with these worksheets:

- Synonyms – words that mean the same or nearly the same.
- Antonyms – words with opposite meanings.
- Homographs – words with the same spelling but different meanings.

For more practice:

- Select [Resources > Printouts > Key Stage 2 > SATs Grammar](#)
- Try some other worksheets from the list.



Punctuation

For perfect punctuation and handwriting practice try these:

- Statement, question, command or exclamation?
- Hyphens – used to join two words to make a compound adjective.
- Speech marks – to show when someone speaks.

For more practice:

- Select [Resources > Printouts > Key Stage 2 > SATs Punctuation](#)
- Try some other worksheets from the list.



Become a super, smart, skilful speller!

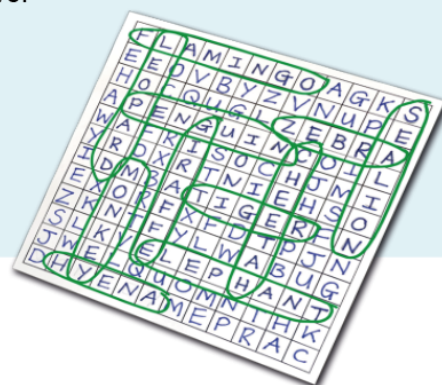
Find out how to use *ei* and *ie* correctly:

- Read and learn the spelling rule for *ei* and *ie* words on the printout.
- Write each of the words neatly in the correct columns on the template.
- Now have a go at writing some sentences containing these words.
- Can you fit three of the words into each sentence?

Make a Word Search

Have fun making your own word search and practise writing neat capital letters:

- Read the instructions on how to make a word search.
- Now use the template to make your own one.
- Give your word search to a friend or family member to solve.
- If you had fun, you could print out the template again to make a different one!



Fun Activity!

Deciding how to write your own, unique signature can be lots of fun:

- Follow the instructions on How to Write your Signature.
- Complete Different Ways to Write your Name.



- Now that you can sign your name with confidence, why not write a letter to a friend or grandparent and sign it with your new signature!

Synonyms

Synonyms are words that mean the same or nearly the same.

Rewrite the passage below replacing the word 'ugly' with the following synonyms:



hideous disfigured grotesque vile repulsive unsightly

As I entered the cave, I stood transfixed at the ugly sight in front of me. There sat an ugly troll; its face ugly with lumps and boils. It had ugly troll-snot dripping from its ugly nose and I could smell its ugly breath from where I was standing.

Find and list synonyms for the following words. You may use a thesaurus to help you:

little

quiet

walk

happy

Challenge: Can you make up your own passages with the synonyms you have found?

Antonyms

Antonyms are words with opposite meanings.



Happy



Sad

Find and write antonyms for the following words:

tiny _____ easy _____ cheerful _____

bright _____ huge _____ calm _____

smooth _____ strong _____ late _____

Re-write the following sentences, changing the underlined words to their antonyms:

The weak, cowardly knight attacked the little dragon.

The grumpy princess rode on her scruffy, pathetic horse.

The little, skinny ogre drank some pure, clean water.

The clumsy fairies flew noisily over the hideous lake.

Challenge: Re-write the following passage changing the underlined words to their antonyms:

Deep in the middle of the bright, clear forest was a shiny, glittering, straight house. Here lived a beautiful, sweet witch and her kind, gentle cat. On warm, sunny days, they would go out together and do good deeds which made people feel joyful and happy and everyone loved them.

Homographs

Homographs are words with the same spelling but different meanings
e.g. close can mean shut or be near to.

Choose one word to complete these sentences:

"Be quiet, or the dog will start to _____!"


The woody _____ of the tree was very rough.

"Wait a _____ and I will help you."

That insect is _____ !

Mum paid some money into the _____ .

The children sat on the grassy _____ to have their picnic.



Can you write sentences to show the different meanings of these words:

mean

1. _____

2. _____

cross

1. _____

2. _____

spotted

1. _____

2. _____

Statement, question, command or exclamation?



full stop



question mark



exclamation mark

A statement ends with a full stop: **You are eating your breakfast.**

A question ends with a question mark: **Are you eating your breakfast?**

A command ends with an exclamation mark: **Eat your breakfast!**

An exclamation ends with an exclamation mark: **What a delicious breakfast!**



Write the correct punctuation mark in each box in the paragraph below:

It was getting dark and the boys were completely lost They had walked for miles and had not seen a single person for several hours They had no signal on their phones ... they couldn't even ring for help The darker it got, the colder it got What were they going to do Would their parents raise the alarm Oh no Now it had started to snow

Write two statements:

Write two questions:

Write two commands:

Write two exclamations:

Hyphens

- hyphen

Hyphens are used to join two words to make a compound adjective e.g. **rosy-cheeked**, **blue-eyed**, **long-eared**.



Add a hyphen to the compound adjectives in these sentences and rewrite them in your best handwriting:

The sweet smelling roses were growing around the cottage.

The children were captured by a cold hearted witch.

My pig headed brother would not change his mind.

The joke was long winded and not at all funny.

Match the following words to make compound adjectives and write them, neatly, below:

heavy-	thick-	man-	moth-	rock-	green-
skinned	bottom	eating	handed	eyed	eaten

Challenge: make up some sentences of your own using these compound adjectives:

animal-lover, short-tempered, wide-eyed, sure-footed.

Speech marks

“ ”

Speech marks

Speech marks – or inverted commas – go before and after the words someone says in a sentence. You need to punctuate your sentence with a comma, question mark or exclamation mark e.g.

“What’s your dog’s name?” asked David. “He’s called Mog,” replied Kim. “That’s a cat’s name!” exclaimed David.

Add speech marks and punctuation to the following sentences:

That apple fell on my head cried Bob

Do you really want ketchup on your ice-cream asked Dad

Be quiet shouted the teacher angrily

Try these sentences which have been turned around e.g.

Marcus remarked, “That’s a pretty scarf.”

The dentist explained you need a filling

The cashier called loudly don’t forget your change

Meena enquired hurriedly what time is dinner


Now try these where the spoken words are split e.g.

“If you don’t tidy your room,” said Dad, “you won’t get your pocket money.”

Oh no sighed the old lady I’ve lost my keys

Hurry up called Mum or you’ll be late for school

We will sing said Mr Ford as loudly as we can



'ei' and 'ie' Words

Learn this spelling rule for **ei** and **ie** words:



When it rhymes with bee, it's i before e except after c ...

piece field niece chief shield shriek thief
receive ceiling receipt deceive conceited



When it rhymes with lay, then it's e before i.

eight weigh veil sleigh reins reign neighbour



Watch out for some words that break this rule!

science glacier ancient species efficient society
their either neither foreign weird protein seize

Write each of the words neatly into the correct columns below:

Rhymes with bee	ei after c	Rhymes with lay	ie rule breakers	ei rule breakers

Have a go at writing some sentences containing these words.

Can you fit three of the words into each sentence?

Make a Word Search

A word search is a puzzle consisting of letters arranged in a grid, containing several hidden words written in any direction.

1. Choose one of the following groups and make a list of twelve words in capital letters:

- names in your family
- names of children in your class
- names of countries
- different foods
- colours
- objects you would find in a kitchen

2. Arrange your list in alphabetical order.

3. Neatly copy your words on the lines next to the word search grid.

4. Using pencil (in case you make a mistake) organise your words on the grid in any direction, making sure that some overlap.

5. Carefully go over your letters in pen.

6. Now, fill in all the empty squares with other letters to hide your words.

7. Give your word search to a friend to solve.

1. <u>CHEETAH</u>	F	L	A	M	I	N	G	O				S
2. <u>ELEPHANT</u>		E										E
3. <u>FLAMINGO</u>		O				L	Z	E	B	R	A	
4. <u>GIRAFFE</u>		P	E	N	G	U	I	N	C			L
5. <u>HYENA</u>		A			I	O	H					I
6. <u>LEOPARD</u>		R			R	N	E					O
7. <u>LION</u>		D	M		A	T	I	G	E	R		N
8. <u>MONKEY</u>			O		F				T			
9. <u>PENGUIN</u>			N		F				A			
10. <u>SEALION</u>			K		E	L	E	P	H	A	N	T
11. <u>TIGER</u>			E									
12. <u>ZEBRA</u>	N	H	Y	E	N	A						

Points 3 and 4: Copy your words, in alphabetical order, onto the lines and, using a pencil, organise the words on the grid.

1. <u>CHEETAH</u>	F	L	A	M	I	N	G	O	A	G	K	S
2. <u>ELEPHANT</u>	E	E	O	V	B	Y	Z	V	N	U	P	E
3. <u>FLAMINGO</u>	H	O	C	Q	U	G	L	Z	E	B	R	A
4. <u>GIRAFFE</u>	A	P	E	N	G	U	I	N	C	O	I	L
5. <u>HYENA</u>	W	A	F	R	I	S	O	C	H	J	M	I
6. <u>LEOPARD</u>	Y	R	D	X	R	T	N	I	E	H	S	O
7. <u>LION</u>	I	D	M	B	A	T	I	G	E	R	F	N
8. <u>MONKEY</u>	E	X	O	R	F	X	F	D	T	P	J	N
9. <u>PENGUIN</u>	Z	K	N	T	F	Y	L	W	A	B	U	G
10. <u>SEALION</u>	S	L	K	V	E	L	E	P	H	A	N	T
11. <u>TIGER</u>	J	W	E	L	Q	U	O	M	N	T	H	K
12. <u>ZEBRA</u>	D	H	Y	E	N	A	M	E	P	R	A	C

Points 5 and 6: Go over your letters in pen and fill in the empty squares with other letters.

Make a Word Search

Word search title: _____

1. _____

2. _____

3. _____

4. _____

5. _____

6. _____

7. _____


8. _____

9. _____

10. _____

11. _____

12. _____



Here are some famous people's signatures:

Elizabeth R

- ## Letter-join

