

EYFS Curriculum Information for Parents 2023-2024




Class: Reception – Autumn Term

EYFS Area of Learning	What will your child be learning/doing?	Helping your child	
		Books, resources or activities to use	Useful websites
Literacy - Writing	<p><u>Texts to support learning</u></p> <ul style="list-style-type: none"> • 'Juniper Jupiter' by Lizzie Stewart Superhero sentences Letter sentences • 'Little Red' by Bethan Woollvin Traditional Tale Sentences Instruction sentences 	<ul style="list-style-type: none"> • Practice writing alphabet letters with your child • Practise writing CVC words (e.g. cat, nut, hen, not, sit) with your child • Practise spelling reception level common exception words with your child • Practise segmenting and blending words with your child to help them to spell them • Practise saying sentences verbally with your child. • Practise writing simple sentences with your child, leaving finger spaces and putting in capital letters and full stops. 	<p>Top Marks English Games https://www.topmarks.co.uk/english-games/5-7-years/letters-and-sounds</p> <p>Phonics Play https://www.google.com/search?q=phonics+play+games&rlz=1C1GCEU_en-GBGB883GB883&oq=phonics+play+games&aqs=chrome..69i57j0i512l2j0i22i30l7.6654j0j4&sourceid=chrome&ie=UTF-8</p>




Literacy –
Comprehension,
Word Reading

Texts to support learning

- Superheroes



- Traditional Tales



- Help your child to sound out and blend words to read them.
- Read your 'love of reading' book to your child at home.
- Listen to your child read their 'Little Wandle' book online.
- Read a range of fiction and non-fiction books together and discuss them
- Ask your child questions about the stories and encourage them to find the answers in the text.
- Encourage your child to discuss new vocabulary and to make predictions about what might happen in the story.
- Talk about the characters and setting in fiction books.
- Visit the library

Online Books:

<http://www.magickeys.com/books/>

<https://www.storylineonline.net/>

Top Marks English Games


<https://www.topmarks.co.uk/english-games/5-7-years/letters-and-sounds-7>

Storyline Online

<https://storylineonline.net/>

Barefoot Books

<https://www.youtube.com/user/barefootbooks>

<p>Literacy – Spelling/Phonics</p>	<ul style="list-style-type: none"> Learning how to spell the Reception tricky words 'Little Wandle Phonics' Phase 2 and 3 sounds:  <p>Grapheme mat Phases 2 and 3</p> <table border="1"> <tr> <td>s</td><td>t</td><td>p</td><td>n</td><td>m</td><td>d</td><td>g</td><td>c</td><td>r</td> </tr> <tr> <td>ss</td><td>tt</td><td>pp</td><td>nn</td><td>mm</td><td>dd</td><td>gg</td><td>ck</td><td>rr</td> </tr> <tr> <td>h</td><td>b</td><td>f</td><td>l</td><td>j</td><td>v</td><td>w</td><td>x</td><td>y</td> </tr> <tr> <td></td><td>bb</td><td>ff</td><td>ll</td><td>j</td><td>vv</td><td></td><td></td><td></td> </tr> <tr> <td>z</td><td>qu</td><td>ch</td><td>sh</td><td>th</td><td>ng</td><td>nk</td><td></td><td></td> </tr> <tr> <td>zz</td><td></td><td></td><td></td><td></td><td></td><td></td><td></td><td></td> </tr> <tr> <td>s</td><td></td><td></td><td></td><td></td><td></td><td></td><td></td><td></td> </tr> </table> <table border="1"> <tr> <td>a</td><td>e</td><td>i</td><td>o</td><td>u</td> </tr> </table> <table border="1"> <tr> <td>ai</td><td>ee</td><td>igh</td><td>oa</td><td>oo</td><td>oo</td><td>ar</td> </tr> <tr> <td>or</td><td>ur</td><td>er</td><td>ow</td><td>oi</td><td>ear</td><td>air</td> </tr> </table>	s	t	p	n	m	d	g	c	r	ss	tt	pp	nn	mm	dd	gg	ck	rr	h	b	f	l	j	v	w	x	y		bb	ff	ll	j	vv				z	qu	ch	sh	th	ng	nk			zz									s									a	e	i	o	u	ai	ee	igh	oa	oo	oo	ar	or	ur	er	ow	oi	ear	air	<ul style="list-style-type: none"> Practise spelling the Phase 2, 3 and 4 tricky words with your child Practise the Phase 2 and 3 phonics sounds with your child Encourage your child to segment and blend words to help them to spell 	<p>Phonics Play</p> <p>Dragons Den https://www.phonicsplay.co.uk/resources/phase/2/dragons-den</p> <p>Picnic on Pluto https://www.phonicsplay.co.uk/resources/phase/2/picnic-on-pluto</p> <p>Buried Treasure https://www.phonicsplay.co.uk/resources/phase/2/buried-treasure</p> <p>Tricky word games https://www.topmarks.co.uk/Search.aspx?q=tricky%20words</p>
s	t	p	n	m	d	g	c	r																																																																													
ss	tt	pp	nn	mm	dd	gg	ck	rr																																																																													
h	b	f	l	j	v	w	x	y																																																																													
	bb	ff	ll	j	vv																																																																																
z	qu	ch	sh	th	ng	nk																																																																															
zz																																																																																					
s																																																																																					
a	e	i	o	u																																																																																	
ai	ee	igh	oa	oo	oo	ar																																																																															
or	ur	er	ow	oi	ear	air																																																																															
<p>Communication and Language</p>	<p>Listening and Attention</p> <ul style="list-style-type: none"> Listens carefully at story time and can retain what has been heard and recall key points Responds to a series of instructions Learns new vocabulary <p>Speaking</p> <ul style="list-style-type: none"> Communicates confidently with peers and adults Connects one idea or action to another using a range of connectives 	<ul style="list-style-type: none"> Share stories with your child and ask them to tell you what has happened Encourage your child to follow 2 instructions at a time Explain new words to your child Speak to your child about what they enjoy doing 	<p>ABCYa Games https://www.abcya.com/grades/k</p>																																																																																		

	<ul style="list-style-type: none"> • Articulates their ideas in well- formed sentences • Develop social phrases • Listen to and talk about stories to build familiarity and understanding. 	<ul style="list-style-type: none"> • Encourage your child to give more detailed answers to questions using the word ‘and’ • Encourage your child to speak to different family members 	
Mathematics	<p><u>Number</u></p> <ul style="list-style-type: none"> • Can subitise to 3 and identify sub-groups in larger arrangements • Beginning to talk about the different ways that amounts of 5 can be made. • Link the number symbol (numeral) with its cardinal number value • Practice using their fingers to represent quantities which they can subitize • Count beyond 10 • Counts objects accurately to 10 using one to one correspondence • Can identify when objects have the same, less than, more than or equal. • Recognises numbers to 10 • Explore the cardinality of 5, linking this to dice patterns and 5 fingers on 1 hand <p><u>Number Patterns</u></p> <ul style="list-style-type: none"> • Can subitise to 3 and identify sub-groups in larger arrangements • Beginning to talk about the different ways that amounts of 5 can be made. • Link the number symbol (numeral) with its cardinal number value • Practice using their fingers to represent quantities which they can subitize • Count beyond 10 	<ul style="list-style-type: none"> • Encourage your child to practise counting to 10 • Encourage your child to count out numbers of objects around the house in their local environment • Encourage your child to practise writing the number to 10 • And finding them when in the supermarket • Encourage your child to add and takeaway using their fingers • Encourage your child to sing number songs • Use words such as next to, above and below • Encourage your child to find shapes in the environment • Encourage your child to copy shape patterns 	<p>Top Marks https://www.topmarks.co.uk/Search.aspx?Subject=16&AgeGroup=1</p> <p>NCTM Maths Games https://illuminations.nctm.org/Search.aspx?view=search&kw=ten%20frame%20addition</p> <p>Super Simple Number Songs https://www.youtube.com/watch?v=pZw9veQ76fo</p> <p>CBeebies Number Games https://www.bbc.co.uk/cbeebies/topics/numeracy</p> <p>Numberblocks iPlayer https://www.bbc.co.uk/iplayer/episodes/b08bzfnh/numberblocks</p>

	<ul style="list-style-type: none"> • Counts objects accurately to 10 using one to one correspondence • Can identify when objects have the same, less than, more than or equal. • Recognises numbers to 10 • Explore the cardinality of 5, linking this to dice patterns and 5 fingers on 1 hand <p><u>Shape and Space (Not Statutory)</u></p> <ul style="list-style-type: none"> • Uses some shape names appropriately and understands prepositional language. • Creates a repeated pattern with colour and shape. • Select, rotate and manipulate shapes to develop spatial reasoning skills • Copy patterns 		
<p>Personal, Social and Emotional Development</p>	<p><u>Self-Regulation</u></p> <ul style="list-style-type: none"> • Can become engrossed in an activity and finds it difficult to switch attention to another task. • Can identify a wider range of feelings, e.g. scared, excited, angry, frustrated, nervous, worried and joyful. • Can focus attention in a whole class group for a teaching session, e.g. phonics. • Is willing to keep trying if something is difficult or challenging. <p><u>Managing Self</u></p> <ul style="list-style-type: none"> • Expresses own feelings and is beginning to consider the feelings of others. • Perseveres with fastenings on coats and follows instructions to dress and undress for PE. • Washes hands without reminders 	<ul style="list-style-type: none"> • Encourage your child to talk about how they feel • Encourage your child to maintain concentration on a game they are playing • Praise your child for not giving up • Support your child in learning to do up their coat and get dressed independently • Talk to your child about the importance of hand washing and teach them how to do in thoroughly • Talk to you child about how to be healthy • Talk to your child about how to make friends 	<p>BBC Class Clips Feeling Better https://www.bbc.co.uk/teach/class-clips-video/pshe-early-years-foundation-stage-ks1-feeling-better/zm2st39</p> <p>The Colour Monster Story https://www.youtube.com/watch?v=W6wlEp-M4tg</p> <p>The Colour Monster Goes to School story https://www.youtube.com/watch?v=BU5R0qHEYZ4</p> <p>Have you filled a bucket today? story https://www.youtube.com/watch?v=pOJy8-OC0iU</p>

	<ul style="list-style-type: none"> • Begin to talk about the different factors that support their overall health and well being • Can follow class rules and routines <p><u>Building Relationships</u></p> <ul style="list-style-type: none"> • Build constructive and respectful relationships • Able to identify when another child is upset and respond appropriately. 		
Knowledge and Understanding of the World	<p><u>Past and Present</u></p> <ul style="list-style-type: none"> • Talk about member of their immediate family and community • Beings to understand the meaning of the word 'past' <p><u>People, Culture and Communities</u></p> <ul style="list-style-type: none"> • Name and describe people who are familiar to them • Identify reasons to visit a church <p><u>The Natural World</u></p> <ul style="list-style-type: none"> • Notices, observes and talks about seasonal changes. • Draw information from a simple map 	<ul style="list-style-type: none"> • Talk to you child about their family members • Visit a church • Talk about the seasons with you child and go on a walk to look at what happens in their environment in different seasons • Look at maps with your child • Make maps with your child 	<p>BBC Teach Seasons https://www.bbc.co.uk/teach/school-radio/eyfs-playtime-seasons/zvgj47h</p> <p>Seasons Video from BBC Teach https://www.youtube.com/watch?v=r4Yi-CWB5Ik</p> <p>Tour of a church Part 1 https://www.youtube.com/watch?v=KxLir3p9z8U</p> <p>Tour of a church Part 2 https://www.youtube.com/watch?v=nUcYh3ShgDo</p>
RE	<p><u>Studying the following Understanding Christianity 'Questful RE', Blackburn Diocese for Education RE themes:</u></p> <ul style="list-style-type: none"> • God • Christmas • Diwali 	<ul style="list-style-type: none"> • Encourage your child to ask questions about God • Take your child to visit a local church or attend a service at your local church • Share the Nativity story with your child 	<p>Animated Bible Stories for Kids: Saddleback https://www.youtube.com/playlist?list=PL5aPdmniG3y_n7hXEKTv4qQnleCe-p6Ws</p>

		<ul style="list-style-type: none"> • Talk to your child about the Hindu festival of Diwali 	
Physical Development	<p><u>Fine Motor Skills</u></p> <ul style="list-style-type: none"> • Attempts to use a tripod grip with some consistency. • Often chooses to draw, representing recognisable objects or shapes in work. • Use scissors to cut along curved lines, holding scissors in the correct position. • Uses a range of materials to support fine motor skills e.g. knives and forks, paintbrushes <p><u>Gross Motor Skills</u></p> <ul style="list-style-type: none"> • Can climb over, under and through obstacles, e.g. climbing frame and large construction obstacle courses. • Uses large construction to build. • Use their core muscle strength to achieve a good posture 	<ul style="list-style-type: none"> • Support your child in learning to hold a pencil • Support your child to draw shapes • Support your child to learn to hold and use scissors carefully • Teach your child how to hold and use and knife and fork to eat • Encourage your child to join sporting clubs • Play active games in the garden • Make obstacle courses in the garden to complete • Talk to your child about the importance of teamwork and sharing 	<p>Go Noddle Get Moving Dance Along https://www.youtube.com/channel/UC2YBT7HYqCbbvzu3kKZ3wnw</p> <p>Using a Pair of Scissors https://www.youtube.com/watch?v=RUPAxDk-it4</p>
Expressive Art and Design	<p><u>Creating with Materials</u></p> <ul style="list-style-type: none"> • Makes some independent choices about the resources needed and talks about creations. • Uses different textures in creations and will combine media. • Uses a range of shapes and colours to represent observational drawings. <p><u>Being Imaginative and Expressive</u></p> <ul style="list-style-type: none"> • Moves in response to music • Sings in a group 	<ul style="list-style-type: none"> • Encourage your child to be creative and to make things using materials that they find at home • Visit art galleries • Sing nursery rhymes with your child 	<p>CBBC Art Ninja https://www.bbc.co.uk/cbbc/shows/art-ninja</p> <p>Nursery Rhyme TV https://www.youtube.com/@NurseryRhymesTV1</p> <p>Super Simple Learning https://www.youtube.com/@SuperSimpleSongs</p>

--	--	--	--