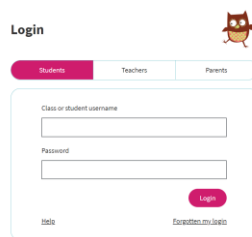


To log in to the Oxford Owls Reading Books

1. <https://www.oxfordowl.co.uk/>

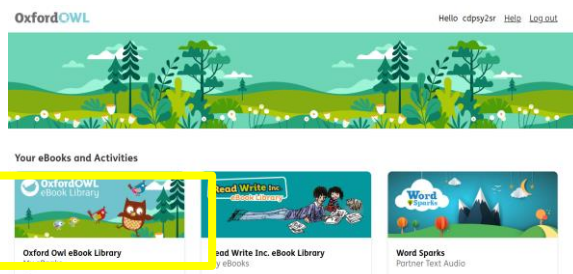


- 2.



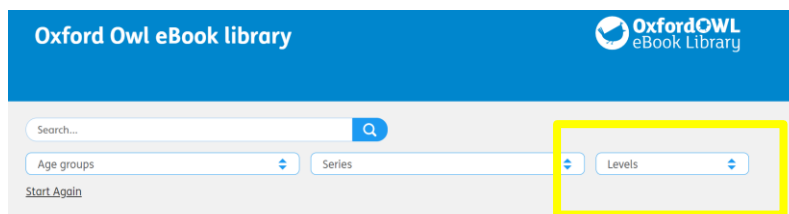
- 3.

Your login details will be sent with this email.



- 4.

select this window



- 5.

band colour (scroll down to the colours)

from here select the book

6. Choose a book and enjoy! Each book will tell you which words and sounds it focuses on inside the front cover and has activities to complete



Written by Roderick Hunt and Annemarie Young
Illustrated by Alex Brychta
Phonics Consultant: Debbie Hoggins

BEFORE READING

Talk together

- Read the title and look at the picture. Ask: What do you think will happen?
- Look through the book and talk about the pictures.

Say the sounds

These are the focus sounds and alternative spellings your child will practise in this book.

/a/ as in **boat**, **Joe**, **rope**, **show**, **no**

/oi/ as in **voices**, **Joy**

These are the alternative pronunciations your child will practise in this book.

y as in **yes**, **y** as in **by**, **y** as in **very**

Sound the words

These words practise the focus sounds and spellings for this book.

Encourage your child to say the sounds from left to right to read new words.

floating soaking Joe rope stones show throw

no noise voices boys enjoy yes by very

Read these words together

These words are common but children may find them harder to read.

oh their called asked could



Enjoy reading and talking about the book together!

See the inside back cover for more ideas.

Play activity 1

Play activity 2



Boating