

On Safari

Class 2 Newsletter	Autumn Term 2
--------------------	---------------



Class 2 Newsletter	Autumn Term 2
--------------------	---------------



Science



Our Science learning this term is all about animals. We will be finding out what classification means, and what some animal groups are called, as well as how to identify them. We will find out what different animals eat and learn new scientific vocabulary such as *herbivore*, *omnivore* and *carnivore*. We will learn about what it means for something to be alive, and that some things used to be alive but aren't any more (for example, wood that is used for building) whereas other things were never alive in the first place.



Science

Our Science learning this term is all about animals. We will be finding out what classification means, and what some animal groups are called, as well as how to identify them. We will find out what different animals eat and learn new scientific vocabulary such as *herbivore*, *omnivore* and *carnivore*. We will learn about what it means for something to be alive, and that some things used to be alive but aren't any more (for example, wood that is used for building) whereas other things were never alive in the first place.


<p>carnivore A carnivore eats meat.</p> 	<p>herbivore A herbivore eats plants.</p> 
--	--

<p>carnivore A carnivore eats meat.</p> 	<p>herbivore A herbivore eats plants.</p> 
--	--

<p>carnivore A carnivore eats meat.</p> 	<p>herbivore A herbivore eats plants.</p> 
--	--

<p>carnivore A carnivore eats meat.</p> 	<p>herbivore A herbivore eats plants.</p> 
--	--

omnivore
An omnivore eats both meat and plants.




omnivore
An omnivore eats both meat and plants.



omnivore
An omnivore eats both meat and plants.



omnivore
An omnivore eats both meat and plants.



An illustration of a lion and a bear. The lion is at the top, shown in profile facing left, with a large brown mane and a light brown body. The bear is at the bottom, shown in profile facing left, with a dark brown, shaggy coat.

Two small illustrations are placed vertically on the right side of the page. The top illustration shows a vulture with a white head and neck, a dark beak, and brown body feathers. The bottom illustration shows an owl with a light-colored face, large yellow eyes, and brown and white patterned feathers.

An illustration of a shark and a marlin. The shark is shown from a side profile, swimming towards the left. It has a greyish-brown upper body and a lighter, yellowish-white underbelly. It features a prominent dorsal fin and a large, curved tail. The marlin is positioned below the shark, also swimming towards the left. It has a long, slender body with a blue and white striped pattern along its side. It has a very long, pointed snout and a deeply forked tail.




English

We will spend the first few weeks of this term learning about non-fiction texts and how they differ from fictional narratives. We will put our newly gained knowledge about animals to use by writing zoo fact-files about endangered animals. After this, we will look at rhyming poems and perform poetry about animals, before learning how to write our own poems. Throughout the term, we will spend time focusing on core literacy skills of handwriting, spelling and understanding sentence types. In the run-up to Christmas, we will re-tell the Christian story of the birth of Jesus to help embed our understanding of the Nativity production we will be putting on.

English

We will spend the first few weeks of this term learning about non-fiction texts and how they differ from fictional narratives. We will put our newly gained knowledge about animals to use by writing zoo fact-files about endangered animals. After this, we will look at rhyming poems and perform poetry about animals, before learning how to write our own poems. Throughout the term, we will spend time focusing on core literacy skills of handwriting, spelling and understanding sentence types. In the run-up to Christmas, we will re-tell the Christian story of the birth of Jesus to help embed our understanding of the Nativity production we will be putting on.



Broader Curriculum

In Music, we will learn about orchestra instruments and in Computing, we will be doing some digital art. It is 'Online Safety Week' during November, so we will be learning lots about how to stay safe online and use computers responsibly. In PE lessons, we will be doing a dance unit, building on our skills for our Nativity performance, and we will continue developing our fundamental movement skills including balance, throwing, catching and hopping. We will be finding out about levers, pivots and linkages in DT, by making our own moving monsters (using our classification knowledge from Science, to create our own new animals).

Broader Curriculum

In Music, we will learn about orchestra instruments and in Computing, we will be doing some digital art. It is 'Online Safety Week' during November, so we will be learning lots about how to stay safe online and use computers responsibly. In PE lessons, we will be doing a dance unit, building on our skills for our Nativity performance, and we will continue developing our fundamental movement skills including balance, throwing, catching and hopping. We will be finding out about levers, pivots and linkages in DT, by making our own moving monsters (using our classification knowledge from Science, to create our own new animals).

