
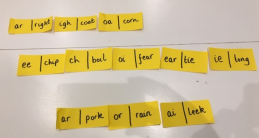










Bishop Martin CE Primary School  
Activities from Phonics@Home Workshop for Families November 2019

	<p><b><u>The Bang Game!</u></b></p> <p>You will need a container, I use an old coffee pot from the staffroom and some paper. Write some words of your choosing, either for children to spot phonemes, digraphs, tricky words or High Frequency Words. Then write 3-5 BANG cards. Each player chooses one at a time. If you can read your word you keep it. If you get a BANG card you have to put them all back! The one at the end with the most is the winner!</p>
	<p><b><u>Dominoes!</u></b></p> <p>You will need some paper. Cut paper into strips. Write a digraph on one side and word containing digraphs for children to match to like a game of dominoes. Children have to spot the digraph and then read a word they have with the digraph in to match up!</p>
	<p><b><u>Beat the Fidget Spinner!</u></b></p> <p>You will need some paper and a fidget spinner or a spinning top of some sort. You could write Tricky words, HFWs or decodable words onto paper for the children to read. How many words can they read before the fidget spinners stops!</p>
	<p><b><u>Magic Wand!</u></b></p> <p>You will need a magic wand or a stick from the garden works just as well. You could write phonemes, tricky words, HFWs, digraphs or trigraphs on paper and stick them around the house. Ask your child to use their magic wand and read as many as they can in 30 seconds/a minute, using the magic wand or stick to point to the words.</p>
	<p><b><u>Up the Stairs!</u></b></p> <p>You will need paper. You could write phonemes, tricky words, HFWs, digraphs or trigraphs on paper and place them on the stairs but only choose one to do at a time e.g. digraphs. Every time your child goes up the stairs, they give the sound the digraph makes. Change the order every so often.</p>
	<p><b><u>Press the Buzzer!</u></b></p> <p>You will need paper and a buzzer or a bell! You could write phonemes, tricky words, HFWs, digraphs or trigraphs on paper but only choose one to do at a time e.g. HFWs. The first one to read the word presses the buzzer and reads and then keeps. The one with the most wins!</p>