

Year 1 Art Knowledge Organiser

Autumn 1

Theme: Spirals - Pattern, Structure, Movement, Growth, The Human Body, Sound



Key Knowledge and Skills

By the end of this unit pupils will...

The focus of the exploration is around spirals – an ancient symbol which we all recognise, and which lends itself to conversation around growth, movement and structure. Molly Haslund is an artist who makes drawings outside using her body as a tool.

In this unit children are enabled to build an understanding about the way they can make marks on a drawing surface. They explore how the way they hold a drawing tool and move their bodies will affect the drawings they make. Children will begin to explore mark-making and experiment with using a continuous line in their drawings. When drawing from observation, children will experiment drawing both with and without a subject matter and reflect and review their drawings, talking about what they can see and how it makes them feel. Children are introduced to sketch books as a place of personal exploration, and enabled to personalise a sketch book to help to develop creative thinking.

Disciplines:

Drawing, painting, sketch books

Medium:

Graphite stick, Handwriting Pen, Pastels & Chalk,

Key Vocabulary



Linked Artist:

Molly Haslund



Year 2 Art Knowledge Organiser

Autumn 1

Theme: Explore and Draw

Natural Forms, Seasonal Changes, Patterns, Symmetry



Key Knowledge and Skills

By the end of this unit pupils will...

Some artists, in particular Rosie James and Alice Fox, explore the world around them to help find inspiration for their artwork. Our local environment has many objects which can be used, explored and photographed, looking at composition and similarities between them. It is important to be able to talk about the objects that have been chosen and why they are interesting, before any observational drawing begins.

When doing an observational drawing it is important to look carefully at the object and try to focus for 5-10 minutes. It sometimes helps if you can touch and feel the object, thinking about how it feels. Different media is used such as wax resist and watercolour, graphite and water, wax crayon and pencil. Different scaled drawings also show different effects, exploring line, shape and colour.

It is important to be able to reflect on your own artwork, sharing successes and things that you would like to try and improve over time.

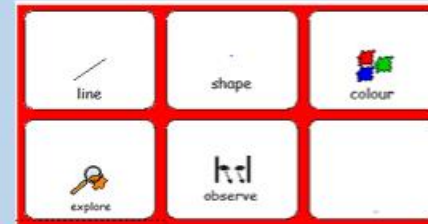
Disciplines:

Drawing, sketchbooks, collage

Medium:

Graphite, handwriting pen, watercolour/brush, wax resist

Key Vocabulary



Linked Artists:

Rosie James



Alice Fox



Gestural Drawing

Gesture drawing is a form of sketching that captures your subject's basic form and movement.

Chiaroscuro

Chiaroscuro is an Italian term which literally means 'light-dark'. Artists use it to create atmosphere or mood.

Top tip: Half close your eyes and notice how you can now see the light and the dark, but not the mid tones.



Strange Flower (Little Sister of the Poor) (1880) by Odilon Redon.

Year 3 Art Knowledge Organiser

Autumn 1: Gestural Drawing with Charcoal

Learning Intentions:

- ❑ I have seen how artists use charcoal in their work. I have been able to talk about the marks produced, and how I feel about their work.
- ❑ I have experimented with the types of marks I can make with charcoal, using my hands as well as the charcoal.
- ❑ I can work on larger sheets of paper, and I can make loose, gestural sketches using my body.
- ❑ I can understand what Chiaroscuro is and how I can use it in my work.
- ❑ I can use light and dark tonal values in my work, to create a sense of drama.
- ❑ I have used my body as a drawing tool to make drawings inspired by movement, and seen how other artists do the same.
- ❑ I have taken photographs of my work, thinking about focus, lighting, and composition.
- ❑ I have shared my work with my classmates and talked about what I felt was successful and what I might like to try again. I can voice what I like about my classmates work and how it makes me feel.



Project: Charcoal and Drama

We will create a sense of drama through drawing and sculpture creating mini scenes or "sets" using cardboard boxes and charcoal drawings. We will think about the elements you might use within set design: the backdrop, the flats, the props etc and how the materials you used, and the way you used them, all help work together to build a sense of place.

Focus Artist: Edgar Degas

Edgar Degas was a French artist born in Paris in 1834. He is perhaps best known for painting ballet dancers. He was fascinated by them, and wanted to capture their grace and power. He often painted them backstage, getting ready for a performance.




Panel

A panel is an individual frame, or single drawing, in the multiple-panel sequence of a comic strip or comic book. A panel consists of a single drawing depicting a frozen moment.



Gutters

The spaces between your panels are called *gutters* – you can use them to speed up or slow down your story. The wider the gutters are, the slower the story will be. You can also use spaced-out text to achieve the same effect.



Year 4 Art Knowledge Organiser

Autumn 1: Storytelling through Drawing

Learning Intentions:

- I have explored the work of artists who tell stories through imagery.
- I can respond to the work of illustrators and/or graphic novelists, "reading" the visual images and sharing my thoughts.
- I can use line, shape, and colour using a variety of materials to test my ideas.
- I can think about how I might use composition, sequencing, mark making and some text in my drawings.
- I can create a finished piece which contains sequenced images to describe a narrative.
- I can share my work with others and talk about my journey and outcome. I can listen to their feedback and take it on board.
- I can appreciate the work of my classmates and think about similarities and differences between our work. I can share my feedback on their work.
- I can take a photograph of my work, thinking about lighting and focus.

Project: Creating a poetry comic

Both comics and poetry create images in our heads, and could be used to communicate strong thoughts and feelings. Comics and poetry are both made up of fragments: in poems, the text is arranged in lines (or groups of lines, called *stanzas*); in comics, the story is told in "boxes" on the page (called *panels*).

Focus Artist: Shaun Tan

Shaun Tan grew up in Perth and works as an artist, writer and film-maker in Melbourne. He is best known for illustrated books that deal with social and historical subjects through dream-like imagery, widely translated throughout the world and enjoyed by readers of all ages.



Word	Definition
Font	The style of letter
Graphics	The pictures used to give more information
map	A pictorial representation of a place
Symbol	A picture to represent something
Typography	The art of creating and arranging letters in a way which is visually appealing and which makes the letters legible.

Year 5 Art Knowledge Organiser

Autumn 1 - Typography

Techniques



Explore typography by making your own letters



Designing own Typography



Make your own map using typography



Project: 3D maps

Using typography and maps to create a 3D map inspired by works from Grayson Perry.

Link Artist – Grayson Perry

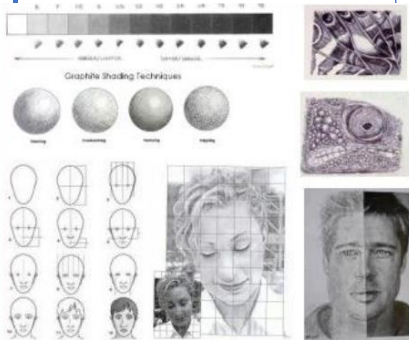


Grayson Perry is a British artist, writer and presenter. He is well known for his tapestries and ceramics. He likes to include bright colours and text.



Year 6 Art Knowledge Organiser

Autumn 1 – Exploring Identity through portrait



Project -Create a layered self portrait.

Using various aspects of their identity, creating imagery which explores many different aspects within one image by using layers and juxtaposition. After listening to how the artists construct their work, working physically in drawing and collage or digitally on a tablet to make their own layered and constructed portrait.

Key Vocabulary

Observe	Look closely and notice things of significant detail.
Investigate	Enquire into, try out new methods and ideas, discuss in detail.
Concept	An idea that leads to specific form of drawing or painting
Technique	Use a particular method or skill.
Perspective	Using size to represent the way objects appear to get smaller and closer together the farther away they are from the viewer.
Refine	Make changes to improve the final piece.
Critique	Express an analysis of the merits and faults of work of art.
Exhibit	Show a piece of work so it can be appreciated by an audience.
Portraiture	The art of creating portraits in paint or using photography.
Self-portrait	A representation of an artist created by the artist themselves.
Post-impressionism	The use of colour, lines and shapes to show emotion in art.
Realism	Trying to represent the subject matter in a natural way
Sfumato	Blending paint using lots of tones of the same colours

Link Artist – Mike Barrett



Mike is an artist, digital creative and photographer whose work combines words, drawings, photographs, music and sound. With a strong emphasis on drawing he produces illustrations and digital graphics for fine art prints, commercial & promotional materials, web based design and much more. His work is very much character driven and he loves drawing people and faces. His work is always full of bright and bold colours.

