





Phonics Shed

Chapter 2

High Frequency Words

-  The pages are organised in the order the words appear in the Chapter 2 planning.
-  If a GPC is not decodable at the point the HFW is taught the sound button will have an image of Bumble on it, e.g.  or .

a




Set 1

at



Set 1

the



I



it



Set 2

it's



This word is a contraction. The apostrophe represents a missing letter, which in this case is 'i'.
it is > it's

Set 2

an



Set 2

in



Set 2

and



dad






on



Set 3

got



not



do



to



into



can




Set 3

no



go



So



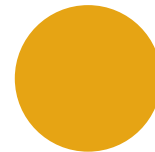


get



up





put



The /u/ sound in this word is a hard /u/.
Please see the next page to view this word as partially decodable.

put



The /u/ sound in this word is a hard /u/.
Please see the previous page to view this word as fully decodable.

mum



had




him



back



big



but



if



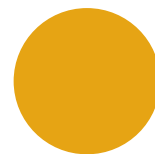



from







of



help






just



went



want




as



is



his



off



Set 8

will

