





Phonics Shed

Chapter 4a High Frequency Words

-  The pages are organised in the order the words appear in the Chapter 4a planning.
-  If a GPC is not decodable at the point the HFW is taught the sound button will have an image of Bumble on it, e.g.  or .


day



saw



house



Set 4

out



about



when



what



made

The word 'made' is written in a large, black, lowercase, sans-serif font. Below the word, there are four solid pink dots. A thick, pink, curved line starts from the dot under the 'a', goes down and then up to the dot under the 'e', forming a wide smile.

Set 5

came




Set 5

make

A large pink dot is positioned below the letter 'm'. Below the letters 'a', 'k', and 'e', there are three pink dots. A thick pink curved line connects the first and last of these three dots, forming a smiley face shape.

have




Set 5


here



were



there




like



time





come





Set 5

one



some



Set 5