

Spring 2 - Traditional Tales & Easter



Possible Themes & Interests

EASTER



ANIMALS








BAKING



MAPS



Literacy Texts



Vocabulary	Traditional tale - A very old story that lots of people know that has been around for hundreds of years.			Map - A drawing of a particular place e.g. a town or city, that shows where things are in that place.	
	Character - A person, animal or creature in a story.			Feature - Objects that can be found in a place and on a map e.g. road, park, school. They can be natural or man-made.	
	Setting - The location in which the story is set.			Local Area - The village, town or immediate area in a city where you live.	
Weekly Topics	Week 1: 26th - 1st March	Week 2: 4th-8th March	Week 3: 11th-15th March	Week 4: 18th-22th March	Week 5: 25th-29th March
	Traditional Tales Little Red Riding Hood	Traditional Tales Goldilocks	Traditional Tales The Three Little Pigs	Traditional Tales The Gingerbread Man	Easter The Story of Easter
Home Learning	<i>Conversations you may want to have :-)</i> <ul style="list-style-type: none"> - What is a traditional tale? - What is the Easter story? 			<i>Optional Activities</i> <ul style="list-style-type: none"> - Drawing or painting the main characters <ul style="list-style-type: none"> - Baking gingerbread men - Making porridge and tasting different topics <ul style="list-style-type: none"> - Making Easter cards - Drawing a map - Building houses using different materials 	

	Week 1: 26th - 1st March	Week 2: 4th-8th March	Week 3: 11th-15th March	Week 4: 18th-22th March	Week 5: 25th-29th March
Enrichments	Messy Play Day	Trip to Sainsburys World Book Day Making porridge Parent Secret Readers Mother's day cards Hot seating goldilocks	Welly Walk - building houses using different resources Red Nose Day British Science Week	Making gingerbread men Gingerbread playdough	Easter Bonnet Parade Easter cards
Literacy	Little Red Riding Hood Monday: Little Red Tuesday: grandma's house in the woods Wednesday: inventing a way for little red to get home safe Thursday: drawing a map of the forest	Goldilocks Monday: bear or Goldilocks Tuesday: the bears' house Wednesday: the bears go looking for Goldilocks but they need a map! Thursday: Goldilocks wants to make some porridge, she needs a recipe!	The Three Little Pigs Monday: the wolf Tuesday: the brick house Wednesday: the wolf uses a disguise so the pigs will let him in. What is his disguise? Thursday: The wolf catches the pigs! What will he do with them?	The Gingerbread Man Monday: the Gingerbread Man Tuesday: the river Wednesday: the old woman baked a new character - the stinky cheese man! Thursday: the gingerbread man wants to make some friends! He needs a recipe	The Story of Easter Monday: easter cards Tuesday: easter cards Wednesday: easter cards Thursday: easter cards
Maths	Building 9 & 10	Building 9 & 10	Explore 3D shapes	Explore 3D shapes	To 20 and beyond
Rainbow Challenges	Author: Make a get well soon card for granny Mathematician: Can you put the correct number of flowers into the basket? Engineer: make a map of the woods Artist: can you paint a wolf?	Author: Forming letters in oats Mathematician: number bonds to 10 Engineer: building a chair for the bear Artist: making a collage of the woods.	Author: creating a wanted poster for the wolf Mathematician: odd and even Engineer: building a house using natural materials Artist: paper plate character masks	Author: creating a wanted poster for the gingerbread man Mathematician: 3d shapes Engineer: building a bridge for the gingerbread man Artist: painting a gingerbread man and using resources to decorate	Author: building cvc and cvcc words (eggs) Mathematician: 3d shapes Engineer: making Easter cards Artist: decorate an egg for an egg and spoon race.

In PSHE we will...

- Learn how to cope with different emotions.
- Develop independence when dressing ourselves/putting shoes and coats on.
- Listen to ideas of others and come up with solutions and compromises.

Our Passport to learning - Traditional Tales

As writers we will...

- Correctly hold a pencil and use it with good control and pressure.
- Correctly form all 26 letters of the alphabet.
- Write sentences about our focus stories.
- Write words containing 4 or 5 sounds.
- Re-read our writing to check it makes sense.

As athletes we will...

- Learn how to jump and land safely from a height.

As mathematicians we will...

- Explore numbers 9 and 10, including one more and one less, the composition and representations.
- Explore 3D shapes
- Explore numbers to 20 and beyond.



As readers we will...

- Join in with repeated refrains in traditional tales.
- Sequence stories.
- Be curious about people and show interest in stories. We will answer 'how' and 'why' questions in response.
- Give suggestions to the ending of a story using the front cover, blurb and beginning to support our suggestions.
- Review Set 1 sounds, including special friends.
- Read 1.1-1.7 green words
- Read 3 and 4 sound alien words.

As artists we will...

- Make Easter and Mothering Sunday cards
- Make a moving animal using split pins.
- Look at a range of illustrators through the ages.
- Sing and perform a variety of songs and rhymes.

As geographers we will...

- Draw maps of our local area. We will know that simple symbols are used to identify features.

As historians we will...

- Know and retell the Easter story.
- Know about the past through story settings and characters.

As scientists we will...

- Record using marks we can interpret and explain.
- Investigate the process of cooking using heat (making porridge).
- Investigate and talk about change during different experiments.
- Name and describe animals that live in different habitats.

As actors we will...

- Create narratives based around stories.
- Role play using vocabulary from stories.

In Re we will...

- Understand why Christians put three crosses on an Easter garden.
- Know why Easter Day is different to Good Friday,
- Know why Christians are happy at Easter.

Sand / Water

- Small world figures
- Natural materials
- Different sized bowls, spoons etc.

Home Corner

- Decorating for Easter.
- A new pet.

Playdough Area

- Making flowers for Grandma
- Decorating gingerbread men/houses
- Decorating Easter eggs

Construction / Small World Area

- Traditional tale puppets
- Traditional tale books
- Traditional tale backdrops
- Examples of maps of woods, forests etc.
- Resources for children to make their own maps.

Reading / Writing Area

- Traditional tale books, Matching speech bubbles to story characters.
- Writing a get well card for granny
- Make a want poster
- Writing a recipe / ingredients list
- Easter cards

Provision Map - Traditional Tales



Large Outdoor Construction

- Building transport for Little Red to get home safely.

Maths Area

- Matching numeral to quantity
- Composition of numbers
- Number bonds to 10
- One more and one less
- Representing numbers
- Writing numerals
- Exploring 3D shapes
- Patterns
- Subitising
- Doubling
- Even and odd
- Building numbers beyond 20.

Tuft Tray

- Sorting objects using tweezers
- Reusable collages of story settings using natural materials
- Building houses using different materials.

Creative Area

- Making a collage of story settings
- Painting characters
- Painting setting
- Make a moving character using split pins.
- Cutting practice

Outdoor Mark Making

- Chalks - drawing maps for the bikes.

Mud Kitchen

- Writing recipes
- Drive thru
- Using recipes to create

Stage Area

- Traditional tale puppets
- Traditional tale dress up
- Musical instruments