



Here are some common exception words – words that are spelled without using the normal phonics rules – that children in England are expected to be able to spell by the end of Year 1. We call these “red words”

the	we	pull
a	go	full
do	so	he
to	by	me
today	my	she
of	here	house
said	there	our
says	where	friend
are	no	school
were	love	put
was	come	push
is	some	you
his	one	your
has	once	they
I	ask	be

### Handwriting

Please use the QR codes for handwriting and the lines attached to help your child form the letters correctly. Although letters may look the correct shape, it is important that they start and end in the correct place.

## Year 1 Homework Menu: Spring term

Choose one activity per week from the grid below. Be as creative as you can and show off your uniqueness!

### Maths

To help your child with their Maths learning you can access Numbots online, log in details have been sent home. Let your class teacher know if you need these sending again. You could also download the White Rose – 1 minute maths app for some quick, interactive Maths fun.

Take time to practise your number formation, particular focus on 2, 5, 7, 9 taking care not to reverse digits.



### SCIENCE

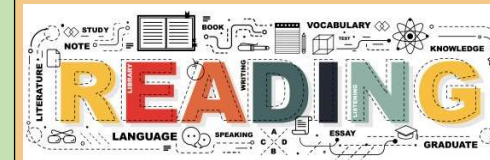
Let's go on a material hunt!

**Can you find all these materials in your house?**


Take photos of the objects you find and write a label for the material it is made of.

**Metal Plastic Wood Glass Brick**

**Fabric Leather**



### Phonics



At St John's, we learn to read so that we can read to learn! Your child has daily phonics lessons but it's important that this valuable learning continues at home. What can you do to help at home?

1. Listen to your child read the same *Read Write Inc.* Storybook again and again.
2. Encourage them to use 'Special Friends', 'Fred Talk', 'read the word'.
3. Discuss the story and encourage their storyteller voice.

### HISTORY

This term we are learning about The Great Fire of London.



Can you retell the main events of the fire that took place in 1666.

Try this virtual online story timeline to learn more about the events of the fire.

<https://www.fireoflondon.org.uk/game/>

Can you create a piece of artwork using materials you have at home of the Great Fire?

### RE - 'what makes people inspiring to others?'

In RE we have been learning about what it means to be a good leader. How could you show these characteristics at home?



### Curious Quests

Can you write a short story about the faithful friends latest quest?

Where will they go? Who will they meet? What will their challenge be?



Here are some common exception words – words that are spelled without using the normal phonics rules – that children in England are expected to be able to spell by the end of Year 1. We call these “red words”

the	we	pull
a	go	full
do	so	he
to	by	me
today	my	she
of	here	house
said	there	our
says	where	friend
are	no	school
were	love	put
was	come	push
is	some	you
his	one	your
has	once	they
I	ask	be

### Handwriting

Please use the QR codes for handwriting and the lines attached to help your child form the letters correctly. Although letters may look the correct shape, it is important that they start and end in the correct place.

## Year 1 Homework Menu: Spring term

Choose one activity per week from the grid below. Be as creative as you can and show off your uniqueness!

### Maths

To help your child with their Maths learning you can access Numbots online, log in details have been sent home. Let your class teacher know if you need these sending again. You could also download the White Rose – 1 minute maths app for some quick, interactive Maths fun.

Take time to practise your number formation, particular focus on 2, 5, 7, 9 taking care not to reverse digits.



### SCIENCE

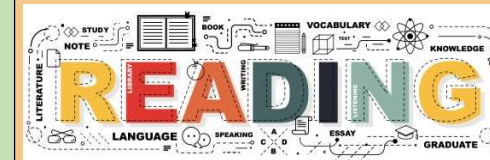
Let's go on a material hunt!

**Can you find all these materials in your house?**

Take photos of the objects you find and write a label for the material it is made of.

**Metal Plastic Wood Glass Brick**

**Fabric Leather**



### Phonics



At St John's, we learn to read so that we can read to learn! Your child has daily phonics lessons but it's important that this valuable learning continues at home. What can you do to help at home?

1. Listen to your child read the same *Read Write Inc.* Storybook again and again.
2. Encourage them to use 'Special Friends', 'Fred Talk', 'read the word'.
3. Discuss the story and encourage their storyteller voice.

### HISTORY

This term we are learning about The Great Fire of London.



Can you retell the main events of the fire that took place in 1666.

Try this virtual online story timeline to learn more about the events of the fire.

<https://www.fireoflondon.org.uk/game/>

Can you create a piece of artwork using materials you have at home of the Great Fire?

### RE - 'what makes people inspiring to others?'

In RE we have been learning about what it means to be a good leader. How could you show these characteristics at home?



### Curious Quests

Can you write a short story about the faithful friends latest quest?

Where will they go? Who will they meet? What will their challenge be?





Here are some common exception words – words that are spelled without using the normal phonics rules – that children in England are expected to be able to spell by the end of Year 1. We call these “red words”

the	we	pull
a	go	full
do	so	he
to	by	me
today	my	she
of	here	house
said	there	our
says	where	friend
are	no	school
were	love	put
was	come	push
is	some	you
his	one	your
has	once	they
I	ask	be

### Handwriting

Please use the QR codes for handwriting and the lines attached to help your child form the letters correctly. Although letters may look the correct shape, it is important that they start and end in the correct place.

## Year 1 Homework Menu: Spring term

Choose one activity per week from the grid below. Be as creative as you can and show off your uniqueness!

### Maths

To help your child with their Maths learning you can access Numbots online, log in details have been sent home. Let your class teacher know if you need these sending again. You could also download the White Rose – 1 minute maths app for some quick, interactive Maths fun.

Take time to practise your number formation, particular focus on 2, 5, 7, 9 taking care not to reverse digits.



### SCIENCE

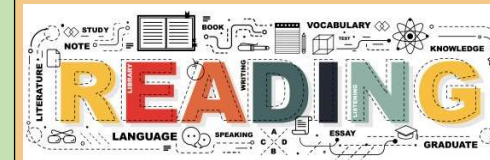
Let's go on a material hunt!

**Can you find all these materials in your house?**


Take photos of the objects you find and write a label for the material it is made of.

**Metal Plastic Wood Glass Brick**

**Fabric Leather**



### Phonics



At St John's, we learn to read so that we can read to learn! Your child has daily phonics lessons but it's important that this valuable learning continues at home. What can you do to help at home?

1. Listen to your child read the same *Read Write Inc.* Storybook again and again.
2. Encourage them to use 'Special Friends', 'Fred Talk', 'read the word'.
3. Discuss the story and encourage their storyteller voice.

### HISTORY

This term we are learning about The Great Fire of London.



Can you retell the main events of the fire that took place in 1666.

Try this virtual online story timeline to learn more about the events of the fire.

<https://www.fireoflondon.org.uk/game/>

Can you create a piece of artwork using materials you have at home of the Great Fire?

### RE - 'what makes people inspiring to others?'

In RE we have been learning about what it means to be a good leader. How could you show these characteristics at home?



### Curious Quests

Can you write a short story about the faithful friends latest quest?

Where will they go? Who will they meet? What will their challenge be?



Here are some common exception words – words that are spelled without using the normal phonics rules – that children in England are expected to be able to spell by the end of Year 1. We call these “red words”

the	we	pull
a	go	full
do	so	he
to	by	me
today	my	she
of	here	house
said	there	our
says	where	friend
are	no	school
were	love	put
was	come	push
is	some	you
his	one	your
has	once	they
I	ask	be

### Handwriting

Please use the QR codes for handwriting and the lines attached to help your child form the letters correctly. Although letters may look the correct shape, it is important that they start and end in the correct place.

## Year 1 Homework Menu: Spring term

Choose one activity per week from the grid below. Be as creative as you can and show off your uniqueness!

### Maths

To help your child with their Maths learning you can access Numbots online, log in details have been sent home. Let your class teacher know if you need these sending again. You could also download the White Rose – 1 minute maths app for some quick, interactive Maths fun.

Take time to practise your number formation, particular focus on 2, 5, 7, 9 taking care not to reverse digits.



### SCIENCE

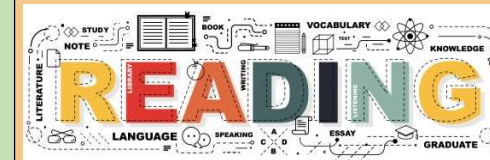
Let's go on a material hunt!

**Can you find all these materials in your house?**

Take photos of the objects you find and write a label for the material it is made of.

**Metal Plastic Wood Glass Brick**

**Fabric Leather**



### Phonics



At St John's, we learn to read so that we can read to learn! Your child has daily phonics lessons but it's important that this valuable learning continues at home. What can you do to help at home?

1. Listen to your child read the same *Read Write Inc.* Storybook again and again.
2. Encourage them to use 'Special Friends', 'Fred Talk', 'read the word'.
3. Discuss the story and encourage their storyteller voice.

### HISTORY

This term we are learning about The Great Fire of London.



Can you retell the main events of the fire that took place in 1666.

Try this virtual online story timeline to learn more about the events of the fire.

<https://www.fireoflondon.org.uk/game/>

Can you create a piece of artwork using materials you have at home of the Great Fire?

### RE - 'what makes people inspiring to others?'

In RE we have been learning about what it means to be a good leader. How could you show these characteristics at home?



### Curious Quests

Can you write a short story about the faithful friends latest quest?

Where will they go? Who will they meet? What will their challenge be?





Here are some common exception words – words that are spelled without using the normal phonics rules – that children in England are expected to be able to spell by the end of Year 1. We call these “red words”

the	we	pull
a	go	full
do	so	he
to	by	me
today	my	she
of	here	house
said	there	our
says	where	friend
are	no	school
were	love	put
was	come	push
is	some	you
his	one	your
has	once	they
I	ask	be

### Handwriting

Please use the QR codes for handwriting and the lines attached to help your child form the letters correctly. Although letters may look the correct shape, it is important that they start and end in the correct place.

## Year 1 Homework Menu: Spring term

Choose one activity per week from the grid below. Be as creative as you can and show off your uniqueness!

### Maths

To help your child with their Maths learning you can access Numbots online, log in details have been sent home. Let your class teacher know if you need these sending again. You could also download the White Rose – 1 minute maths app for some quick, interactive Maths fun.

Take time to practise your number formation, particular focus on 2, 5, 7, 9 taking care not to reverse digits.



### SCIENCE

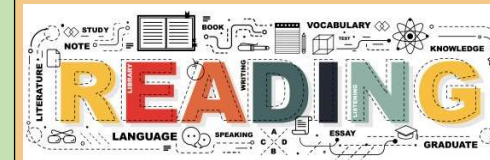
Let's go on a material hunt!

**Can you find all these materials in your house?**


Take photos of the objects you find and write a label for the material it is made of.

**Metal Plastic Wood Glass Brick**

**Fabric Leather**



### Phonics



At St John's, we learn to read so that we can read to learn! Your child has daily phonics lessons but it's important that this valuable learning continues at home. What can you do to help at home?

1. Listen to your child read the same *Read Write Inc.* Storybook again and again.
2. Encourage them to use 'Special Friends', 'Fred Talk', 'read the word'.
3. Discuss the story and encourage their storyteller voice.

### HISTORY

This term we are learning about The Great Fire of London.



Can you retell the main events of the fire that took place in 1666.

Try this virtual online story timeline to learn more about the events of the fire.

<https://www.fireoflondon.org.uk/game/>

Can you create a piece of artwork using materials you have at home of the Great Fire?

### RE - 'what makes people inspiring to others?'

In RE we have been learning about what it means to be a good leader. How could you show these characteristics at home?



### Curious Quests

Can you write a short story about the faithful friends latest quest?

Where will they go? Who will they meet? What will their challenge be?



Here are some common exception words – words that are spelled without using the normal phonics rules – that children in England are expected to be able to spell by the end of Year 1. We call these “red words”

the	we	pull
a	go	full
do	so	he
to	by	me
today	my	she
of	here	house
said	there	our
says	where	friend
are	no	school
were	love	put
was	come	push
is	some	you
his	one	your
has	once	they
I	ask	be

### Handwriting

Please use the QR codes for handwriting and the lines attached to help your child form the letters correctly. Although letters may look the correct shape, it is important that they start and end in the correct place.

## Year 1 Homework Menu: Spring term

Choose one activity per week from the grid below. Be as creative as you can and show off your uniqueness!

### Maths

To help your child with their Maths learning you can access Numbots online, log in details have been sent home. Let your class teacher know if you need these sending again. You could also download the White Rose – 1 minute maths app for some quick, interactive Maths fun.

Take time to practise your number formation, particular focus on 2, 5, 7, 9 taking care not to reverse digits.



### SCIENCE

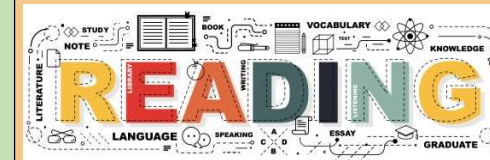
Let's go on a material hunt!

**Can you find all these materials in your house?**

Take photos of the objects you find and write a label for the material it is made of.

**Metal Plastic Wood Glass Brick**

**Fabric Leather**



### Phonics



At St John's, we learn to read so that we can read to learn! Your child has daily phonics lessons but it's important that this valuable learning continues at home. What can you do to help at home?

1. Listen to your child read the same *Read Write Inc.* Storybook again and again.
2. Encourage them to use 'Special Friends', 'Fred Talk', 'read the word'.
3. Discuss the story and encourage their storyteller voice.

### HISTORY

This term we are learning about The Great Fire of London.



Can you retell the main events of the fire that took place in 1666.

Try this virtual online story timeline to learn more about the events of the fire.

<https://www.fireoflondon.org.uk/game/>

Can you create a piece of artwork using materials you have at home of the Great Fire?

### RE - 'what makes people inspiring to others?'

In RE we have been learning about what it means to be a good leader. How could you show these characteristics at home?



### Curious Quests

Can you write a short story about the faithful friends latest quest?

Where will they go? Who will they meet? What will their challenge be?





Here are some common exception words – words that are spelled without using the normal phonics rules – that children in England are expected to be able to spell by the end of Year 1. We call these “red words”

the	we	pull
a	go	full
do	so	he
to	by	me
today	my	she
of	here	house
said	there	our
says	where	friend
are	no	school
were	love	put
was	come	push
is	some	you
his	one	your
has	once	they
I	ask	be

### Handwriting

Please use the QR codes for handwriting and the lines attached to help your child form the letters correctly. Although letters may look the correct shape, it is important that they start and end in the correct place.

## Year 1 Homework Menu: Spring term

Choose one activity per week from the grid below. Be as creative as you can and show off your uniqueness!

### Maths

To help your child with their Maths learning you can access Numbots online, log in details have been sent home. Let your class teacher know if you need these sending again. You could also download the White Rose – 1 minute maths app for some quick, interactive Maths fun.

Take time to practise your number formation, particular focus on 2, 5, 7, 9 taking care not to reverse digits.



### SCIENCE

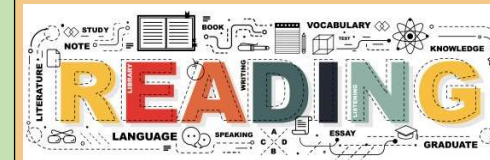
Let's go on a material hunt!

**Can you find all these materials in your house?**


Take photos of the objects you find and write a label for the material it is made of.

**Metal Plastic Wood Glass Brick**

**Fabric Leather**



### Phonics



At St John's, we learn to read so that we can read to learn! Your child has daily phonics lessons but it's important that this valuable learning continues at home. What can you do to help at home?

1. Listen to your child read the same *Read Write Inc.* Storybook again and again.
2. Encourage them to use 'Special Friends', 'Fred Talk', 'read the word'.
3. Discuss the story and encourage their storyteller voice.

### HISTORY

This term we are learning about The Great Fire of London.



Can you retell the main events of the fire that took place in 1666.

Try this virtual online story timeline to learn more about the events of the fire.

<https://www.fireoflondon.org.uk/game/>

Can you create a piece of artwork using materials you have at home of the Great Fire?

### RE - 'what makes people inspiring to others?'

In RE we have been learning about what it means to be a good leader. How could you show these characteristics at home?



### Curious Quests

Can you write a short story about the faithful friends latest quest?

Where will they go? Who will they meet? What will their challenge be?



Here are some common exception words – words that are spelled without using the normal phonics rules – that children in England are expected to be able to spell by the end of Year 1. We call these “red words”

the	we	pull
a	go	full
do	so	he
to	by	me
today	my	she
of	here	house
said	there	our
says	where	friend
are	no	school
were	love	put
was	come	push
is	some	you
his	one	your
has	once	they
I	ask	be

### Handwriting

Please use the QR codes for handwriting and the lines attached to help your child form the letters correctly. Although letters may look the correct shape, it is important that they start and end in the correct place.

## Year 1 Homework Menu: Spring term

Choose one activity per week from the grid below. Be as creative as you can and show off your uniqueness!

### Maths

To help your child with their Maths learning you can access Numbots online, log in details have been sent home. Let your class teacher know if you need these sending again. You could also download the White Rose – 1 minute maths app for some quick, interactive Maths fun.

Take time to practise your number formation, particular focus on 2, 5, 7, 9 taking care not to reverse digits.



### SCIENCE

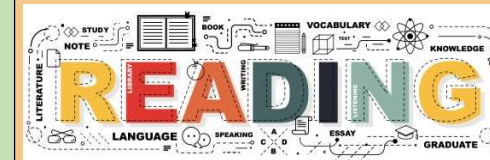
Let's go on a material hunt!

**Can you find all these materials in your house?**

Take photos of the objects you find and write a label for the material it is made of.

**Metal Plastic Wood Glass Brick**

**Fabric Leather**



### Phonics



At St John's, we learn to read so that we can read to learn! Your child has daily phonics lessons but it's important that this valuable learning continues at home. What can you do to help at home?

1. Listen to your child read the same *Read Write Inc.* Storybook again and again.
2. Encourage them to use 'Special Friends', 'Fred Talk', 'read the word'.
3. Discuss the story and encourage their storyteller voice.

### HISTORY

This term we are learning about The Great Fire of London.



Can you retell the main events of the fire that took place in 1666.

Try this virtual online story timeline to learn more about the events of the fire.

<https://www.fireoflondon.org.uk/game/>

Can you create a piece of artwork using materials you have at home of the Great Fire?

### RE - 'what makes people inspiring to others?'

In RE we have been learning about what it means to be a good leader. How could you show these characteristics at home?



### Curious Quests

Can you write a short story about the faithful friends latest quest?

Where will they go? Who will they meet? What will their challenge be?





Here are some common exception words – words that are spelled without using the normal phonics rules – that children in England are expected to be able to spell by the end of Year 1. We call these “red words”

the	we	pull
a	go	full
do	so	he
to	by	me
today	my	she
of	here	house
said	there	our
says	where	friend
are	no	school
were	love	put
was	come	push
is	some	you
his	one	your
has	once	they
I	ask	be

### Handwriting

Please use the QR codes for handwriting and the lines attached to help your child form the letters correctly. Although letters may look the correct shape, it is important that they start and end in the correct place.

## Year 1 Homework Menu: Spring term

Choose one activity per week from the grid below. Be as creative as you can and show off your uniqueness!

### Maths

To help your child with their Maths learning you can access Numbots online, log in details have been sent home. Let your class teacher know if you need these sending again. You could also download the White Rose – 1 minute maths app for some quick, interactive Maths fun.

Take time to practise your number formation, particular focus on 2, 5, 7, 9 taking care not to reverse digits.



### SCIENCE

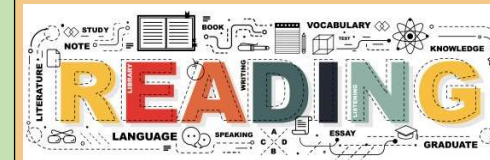
Let's go on a material hunt!

**Can you find all these materials in your house?**


Take photos of the objects you find and write a label for the material it is made of.

**Metal Plastic Wood Glass Brick**

**Fabric Leather**



### Phonics



At St John's, we learn to read so that we can read to learn! Your child has daily phonics lessons but it's important that this valuable learning continues at home. What can you do to help at home?

1. Listen to your child read the same *Read Write Inc.* Storybook again and again.
2. Encourage them to use 'Special Friends', 'Fred Talk', 'read the word'.
3. Discuss the story and encourage their storyteller voice.

### HISTORY

This term we are learning about The Great Fire of London.



Can you retell the main events of the fire that took place in 1666.

Try this virtual online story timeline to learn more about the events of the fire.

<https://www.fireoflondon.org.uk/game/>

Can you create a piece of artwork using materials you have at home of the Great Fire?

### RE - 'what makes people inspiring to others?'

In RE we have been learning about what it means to be a good leader. How could you show these characteristics at home?



### Curious Quests

Can you write a short story about the faithful friends latest quest?

Where will they go? Who will they meet? What will their challenge be?



Here are some common exception words – words that are spelled without using the normal phonics rules – that children in England are expected to be able to spell by the end of Year 1. We call these “red words”

the	we	pull
a	go	full
do	so	he
to	by	me
today	my	she
of	here	house
said	there	our
says	where	friend
are	no	school
were	love	put
was	come	push
is	some	you
his	one	your
has	once	they
I	ask	be

### Handwriting

Please use the QR codes for handwriting and the lines attached to help your child form the letters correctly. Although letters may look the correct shape, it is important that they start and end in the correct place.

## Year 1 Homework Menu: Spring term

Choose one activity per week from the grid below. Be as creative as you can and show off your uniqueness!

### Maths

To help your child with their Maths learning you can access Numbots online, log in details have been sent home. Let your class teacher know if you need these sending again. You could also download the White Rose – 1 minute maths app for some quick, interactive Maths fun.

Take time to practise your number formation, particular focus on 2, 5, 7, 9 taking care not to reverse digits.



### SCIENCE

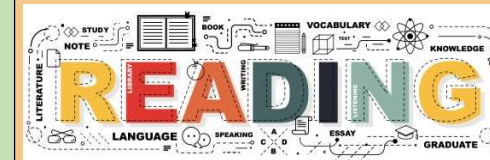
Let's go on a material hunt!

**Can you find all these materials in your house?**

Take photos of the objects you find and write a label for the material it is made of.

**Metal Plastic Wood Glass Brick**

**Fabric Leather**



### Phonics



At St John's, we learn to read so that we can read to learn! Your child has daily phonics lessons but it's important that this valuable learning continues at home. What can you do to help at home?

1. Listen to your child read the same *Read Write Inc.* Storybook again and again.
2. Encourage them to use 'Special Friends', 'Fred Talk', 'read the word'.
3. Discuss the story and encourage their storyteller voice.

### HISTORY

This term we are learning about The Great Fire of London.



Can you retell the main events of the fire that took place in 1666.

Try this virtual online story timeline to learn more about the events of the fire.

<https://www.fireoflondon.org.uk/game/>

Can you create a piece of artwork using materials you have at home of the Great Fire?

### RE - 'what makes people inspiring to others?'

In RE we have been learning about what it means to be a good leader. How could you show these characteristics at home?



### Curious Quests

Can you write a short story about the faithful friends latest quest?

Where will they go? Who will they meet? What will their challenge be?





Here are some common exception words – words that are spelled without using the normal phonics rules – that children in England are expected to be able to spell by the end of Year 1. We call these “red words”

the	we	pull
a	go	full
do	so	he
to	by	me
today	my	she
of	here	house
said	there	our
says	where	friend
are	no	school
were	love	put
was	come	push
is	some	you
his	one	your
has	once	they
I	ask	be

### Handwriting

Please use the QR codes for handwriting and the lines attached to help your child form the letters correctly. Although letters may look the correct shape, it is important that they start and end in the correct place.

## Year 1 Homework Menu: Spring term

Choose one activity per week from the grid below. Be as creative as you can and show off your uniqueness!

### Maths

To help your child with their Maths learning you can access Numbots online, log in details have been sent home. Let your class teacher know if you need these sending again. You could also download the White Rose – 1 minute maths app for some quick, interactive Maths fun.

Take time to practise your number formation, particular focus on 2, 5, 7, 9 taking care not to reverse digits.



### SCIENCE

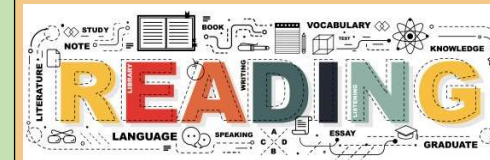
Let's go on a material hunt!

**Can you find all these materials in your house?**


Take photos of the objects you find and write a label for the material it is made of.

**Metal Plastic Wood Glass Brick**

**Fabric Leather**



### Phonics



At St John's, we learn to read so that we can read to learn! Your child has daily phonics lessons but it's important that this valuable learning continues at home. What can you do to help at home?

1. Listen to your child read the same *Read Write Inc.* Storybook again and again.
2. Encourage them to use 'Special Friends', 'Fred Talk', 'read the word'.
3. Discuss the story and encourage their storyteller voice.

### HISTORY

This term we are learning about The Great Fire of London.



Can you retell the main events of the fire that took place in 1666.

Try this virtual online story timeline to learn more about the events of the fire.

<https://www.fireoflondon.org.uk/game/>

Can you create a piece of artwork using materials you have at home of the Great Fire?

### RE - 'what makes people inspiring to others?'

In RE we have been learning about what it means to be a good leader. How could you show these characteristics at home?



### Curious Quests

Can you write a short story about the faithful friends latest quest?

Where will they go? Who will they meet? What will their challenge be?



Here are some common exception words – words that are spelled without using the normal phonics rules – that children in England are expected to be able to spell by the end of Year 1. We call these “red words”

the	we	pull
a	go	full
do	so	he
to	by	me
today	my	she
of	here	house
said	there	our
says	where	friend
are	no	school
were	love	put
was	come	push
is	some	you
his	one	your
has	once	they
I	ask	be

### Handwriting

Please use the QR codes for handwriting and the lines attached to help your child form the letters correctly. Although letters may look the correct shape, it is important that they start and end in the correct place.

## Year 1 Homework Menu: Spring term

Choose one activity per week from the grid below. Be as creative as you can and show off your uniqueness!

### Maths

To help your child with their Maths learning you can access Numbots online, log in details have been sent home. Let your class teacher know if you need these sending again. You could also download the White Rose – 1 minute maths app for some quick, interactive Maths fun.

Take time to practise your number formation, particular focus on 2, 5, 7, 9 taking care not to reverse digits.



### SCIENCE

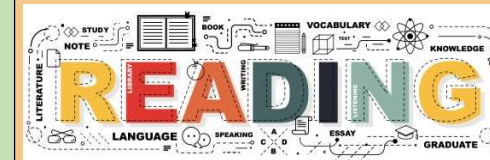
Let's go on a material hunt!

**Can you find all these materials in your house?**

Take photos of the objects you find and write a label for the material it is made of.

**Metal Plastic Wood Glass Brick**

**Fabric Leather**



### Phonics



At St John's, we learn to read so that we can read to learn! Your child has daily phonics lessons but it's important that this valuable learning continues at home. What can you do to help at home?

1. Listen to your child read the same *Read Write Inc.* Storybook again and again.
2. Encourage them to use 'Special Friends', 'Fred Talk', 'read the word'.
3. Discuss the story and encourage their storyteller voice.

### HISTORY

This term we are learning about The Great Fire of London.



Can you retell the main events of the fire that took place in 1666.

Try this virtual online story timeline to learn more about the events of the fire.

<https://www.fireoflondon.org.uk/game/>

Can you create a piece of artwork using materials you have at home of the Great Fire?

### RE - 'what makes people inspiring to others?'

In RE we have been learning about what it means to be a good leader. How could you show these characteristics at home?



### Curious Quests

Can you write a short story about the faithful friends latest quest?

Where will they go? Who will they meet? What will their challenge be?





Here are some common exception words – words that are spelled without using the normal phonics rules – that children in England are expected to be able to spell by the end of Year 1. We call these “red words”

the	we	pull
a	go	full
do	so	he
to	by	me
today	my	she
of	here	house
said	there	our
says	where	friend
are	no	school
were	love	put
was	come	push
is	some	you
his	one	your
has	once	they
I	ask	be

### Handwriting

Please use the QR codes for handwriting and the lines attached to help your child form the letters correctly. Although letters may look the correct shape, it is important that they start and end in the correct place.

## Year 1 Homework Menu: Spring term

Choose one activity per week from the grid below. Be as creative as you can and show off your uniqueness!

### Maths

To help your child with their Maths learning you can access Numbots online, log in details have been sent home. Let your class teacher know if you need these sending again. You could also download the White Rose – 1 minute maths app for some quick, interactive Maths fun.

Take time to practise your number formation, particular focus on 2, 5, 7, 9 taking care not to reverse digits.



### SCIENCE

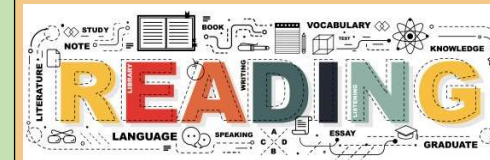
Let's go on a material hunt!

**Can you find all these materials in your house?**


Take photos of the objects you find and write a label for the material it is made of.

**Metal Plastic Wood Glass Brick**

**Fabric Leather**



### Phonics



At St John's, we learn to read so that we can read to learn! Your child has daily phonics lessons but it's important that this valuable learning continues at home. What can you do to help at home?

1. Listen to your child read the same *Read Write Inc.* Storybook again and again.
2. Encourage them to use 'Special Friends', 'Fred Talk', 'read the word'.
3. Discuss the story and encourage their storyteller voice.

### HISTORY

This term we are learning about The Great Fire of London.



Can you retell the main events of the fire that took place in 1666.

Try this virtual online story timeline to learn more about the events of the fire.

<https://www.fireoflondon.org.uk/game/>

Can you create a piece of artwork using materials you have at home of the Great Fire?

### RE - 'what makes people inspiring to others?'

In RE we have been learning about what it means to be a good leader. How could you show these characteristics at home?



### Curious Quests

Can you write a short story about the faithful friends latest quest?

Where will they go? Who will they meet? What will their challenge be?



Here are some common exception words – words that are spelled without using the normal phonics rules – that children in England are expected to be able to spell by the end of Year 1. We call these “red words”

the	we	pull
a	go	full
do	so	he
to	by	me
today	my	she
of	here	house
said	there	our
says	where	friend
are	no	school
were	love	put
was	come	push
is	some	you
his	one	your
has	once	they
I	ask	be

### Handwriting

Please use the QR codes for handwriting and the lines attached to help your child form the letters correctly. Although letters may look the correct shape, it is important that they start and end in the correct place.

## Year 1 Homework Menu: Spring term

Choose one activity per week from the grid below. Be as creative as you can and show off your uniqueness!

### Maths

To help your child with their Maths learning you can access Numbots online, log in details have been sent home. Let your class teacher know if you need these sending again. You could also download the White Rose – 1 minute maths app for some quick, interactive Maths fun.

Take time to practise your number formation, particular focus on 2, 5, 7, 9 taking care not to reverse digits.



### SCIENCE

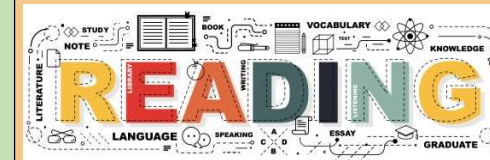
Let's go on a material hunt!

**Can you find all these materials in your house?**

Take photos of the objects you find and write a label for the material it is made of.

**Metal Plastic Wood Glass Brick**

**Fabric Leather**



### Phonics



At St John's, we learn to read so that we can read to learn! Your child has daily phonics lessons but it's important that this valuable learning continues at home. What can you do to help at home?

1. Listen to your child read the same *Read Write Inc.* Storybook again and again.
2. Encourage them to use 'Special Friends', 'Fred Talk', 'read the word'.
3. Discuss the story and encourage their storyteller voice.

### HISTORY

This term we are learning about The Great Fire of London.



Can you retell the main events of the fire that took place in 1666.

Try this virtual online story timeline to learn more about the events of the fire.

<https://www.fireoflondon.org.uk/game/>

Can you create a piece of artwork using materials you have at home of the Great Fire?

### RE - 'what makes people inspiring to others?'

In RE we have been learning about what it means to be a good leader. How could you show these characteristics at home?



### Curious Quests

Can you write a short story about the faithful friends latest quest?

Where will they go? Who will they meet? What will their challenge be?





Here are some common exception words – words that are spelled without using the normal phonics rules – that children in England are expected to be able to spell by the end of Year 1. We call these “red words”

the	we	pull
a	go	full
do	so	he
to	by	me
today	my	she
of	here	house
said	there	our
says	where	friend
are	no	school
were	love	put
was	come	push
is	some	you
his	one	your
has	once	they
I	ask	be

### Handwriting

Please use the QR codes for handwriting and the lines attached to help your child form the letters correctly. Although letters may look the correct shape, it is important that they start and end in the correct place.

## Year 1 Homework Menu: Spring term

Choose one activity per week from the grid below. Be as creative as you can and show off your uniqueness!

### Maths

To help your child with their Maths learning you can access Numbots online, log in details have been sent home. Let your class teacher know if you need these sending again. You could also download the White Rose – 1 minute maths app for some quick, interactive Maths fun.

Take time to practise your number formation, particular focus on 2, 5, 7, 9 taking care not to reverse digits.



### SCIENCE

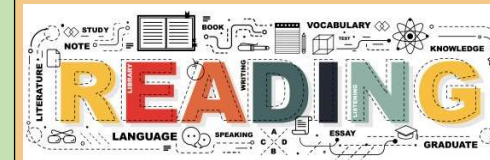
Let's go on a material hunt!

**Can you find all these materials in your house?**


Take photos of the objects you find and write a label for the material it is made of.

**Metal Plastic Wood Glass Brick**

**Fabric Leather**



### Phonics



At St John's, we learn to read so that we can read to learn! Your child has daily phonics lessons but it's important that this valuable learning continues at home. What can you do to help at home?

1. Listen to your child read the same *Read Write Inc.* Storybook again and again.
2. Encourage them to use 'Special Friends', 'Fred Talk', 'read the word'.
3. Discuss the story and encourage their storyteller voice.

### HISTORY

This term we are learning about The Great Fire of London.



Can you retell the main events of the fire that took place in 1666.

Try this virtual online story timeline to learn more about the events of the fire.

<https://www.fireoflondon.org.uk/game/>

Can you create a piece of artwork using materials you have at home of the Great Fire?

### RE - 'what makes people inspiring to others?'

In RE we have been learning about what it means to be a good leader. How could you show these characteristics at home?



### Curious Quests

Can you write a short story about the faithful friends latest quest?

Where will they go? Who will they meet? What will their challenge be?



Here are some common exception words – words that are spelled without using the normal phonics rules – that children in England are expected to be able to spell by the end of Year 1. We call these “red words”

the	we	pull
a	go	full
do	so	he
to	by	me
today	my	she
of	here	house
said	there	our
says	where	friend
are	no	school
were	love	put
was	come	push
is	some	you
his	one	your
has	once	they
I	ask	be

### Handwriting

Please use the QR codes for handwriting and the lines attached to help your child form the letters correctly. Although letters may look the correct shape, it is important that they start and end in the correct place.

## Year 1 Homework Menu: Spring term

Choose one activity per week from the grid below. Be as creative as you can and show off your uniqueness!

### Maths

To help your child with their Maths learning you can access Numbots online, log in details have been sent home. Let your class teacher know if you need these sending again. You could also download the White Rose – 1 minute maths app for some quick, interactive Maths fun.

Take time to practise your number formation, particular focus on 2, 5, 7, 9 taking care not to reverse digits.



### SCIENCE

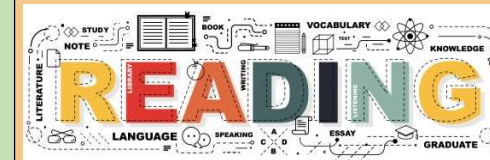
Let's go on a material hunt!

**Can you find all these materials in your house?**

Take photos of the objects you find and write a label for the material it is made of.

**Metal Plastic Wood Glass Brick**

**Fabric Leather**



### Phonics



At St John's, we learn to read so that we can read to learn! Your child has daily phonics lessons but it's important that this valuable learning continues at home. What can you do to help at home?

1. Listen to your child read the same *Read Write Inc.* Storybook again and again.
2. Encourage them to use 'Special Friends', 'Fred Talk', 'read the word'.
3. Discuss the story and encourage their storyteller voice.

### HISTORY

This term we are learning about The Great Fire of London.



Can you retell the main events of the fire that took place in 1666.

Try this virtual online story timeline to learn more about the events of the fire.

<https://www.fireoflondon.org.uk/game/>

Can you create a piece of artwork using materials you have at home of the Great Fire?

### RE - 'what makes people inspiring to others?'

In RE we have been learning about what it means to be a good leader. How could you show these characteristics at home?



### Curious Quests

Can you write a short story about the faithful friends latest quest?

Where will they go? Who will they meet? What will their challenge be?





Here are some common exception words – words that are spelled without using the normal phonics rules – that children in England are expected to be able to spell by the end of Year 1. We call these “red words”

the	we	pull
a	go	full
do	so	he
to	by	me
today	my	she
of	here	house
said	there	our
says	where	friend
are	no	school
were	love	put
was	come	push
is	some	you
his	one	your
has	once	they
I	ask	be

### Handwriting

Please use the QR codes for handwriting and the lines attached to help your child form the letters correctly. Although letters may look the correct shape, it is important that they start and end in the correct place.

## Year 1 Homework Menu: Spring term

Choose one activity per week from the grid below. Be as creative as you can and show off your uniqueness!

### Maths

To help your child with their Maths learning you can access Numbots online, log in details have been sent home. Let your class teacher know if you need these sending again. You could also download the White Rose – 1 minute maths app for some quick, interactive Maths fun. Take time to practise your number formation, particular focus on 2, 5, 7, 9 taking care not to reverse digits.



### SCIENCE

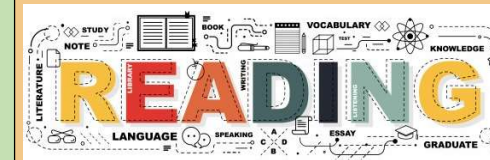
Let's go on a material hunt!

**Can you find all these materials in your house?**

Take photos of the objects you find and write a label for the material it is made of.

**Metal Plastic Wood Glass Brick**

**Fabric Leather**



### Phonics



At St John's, we learn to read so that we can read to learn! Your child has daily phonics lessons but it's important that this valuable learning continues at home. What can you do to help at home?

1. Listen to your child read the same *Read Write Inc.* Storybook again and again.
2. Encourage them to use 'Special Friends', 'Fred Talk', 'read the word'.
3. Discuss the story and encourage their storyteller voice.

### HISTORY

This term we are learning about The Great Fire of London.



Can you retell the main events of the fire that took place in 1666.

Try this virtual online story timeline to learn more about the events of the fire.

<https://www.fireoflondon.org.uk/game/>

Can you create a piece of artwork using materials you have at home of the Great Fire?

### RE - 'what makes people inspiring to others?'

In RE we have been learning about what it means to be a good leader. How could you show these characteristics at home?



### Curious Quests

Can you write a short story about the faithful friends latest quest?

Where will they go? Who will they meet? What will their challenge be?



Here are some common exception words – words that are spelled without using the normal phonics rules – that children in England are expected to be able to spell by the end of Year 1. We call these “red words”

the	we	pull
a	go	full
do	so	he
to	by	me
today	my	she
of	here	house
said	there	our
says	where	friend
are	no	school
were	love	put
was	come	push
is	some	you
his	one	your
has	once	they
I	ask	be

### Handwriting

Please use the QR codes for handwriting and the lines attached to help your child form the letters correctly. Although letters may look the correct shape, it is important that they start and end in the correct place.

## Year 1 Homework Menu: Spring term

Choose one activity per week from the grid below. Be as creative as you can and show off your uniqueness!

### Maths

To help your child with their Maths learning you can access Numbots online, log in details have been sent home. Let your class teacher know if you need these sending again. You could also download the White Rose – 1 minute maths app for some quick, interactive Maths fun.

Take time to practise your number formation, particular focus on 2, 5, 7, 9 taking care not to reverse digits.



### SCIENCE

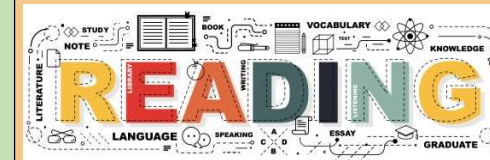
Let's go on a material hunt!

**Can you find all these materials in your house?**

Take photos of the objects you find and write a label for the material it is made of.

**Metal Plastic Wood Glass Brick**

**Fabric Leather**



### Phonics



At St John's, we learn to read so that we can read to learn! Your child has daily phonics lessons but it's important that this valuable learning continues at home. What can you do to help at home?

1. Listen to your child read the same *Read Write Inc.* Storybook again and again.
2. Encourage them to use 'Special Friends', 'Fred Talk', 'read the word'.
3. Discuss the story and encourage their storyteller voice.

### HISTORY

This term we are learning about The Great Fire of London.



Can you retell the main events of the fire that took place in 1666.

Try this virtual online story timeline to learn more about the events of the fire.

<https://www.fireoflondon.org.uk/game/>

Can you create a piece of artwork using materials you have at home of the Great Fire?

### RE - 'what makes people inspiring to others?'

In RE we have been learning about what it means to be a good leader. How could you show these characteristics at home?



### Curious Quests

Can you write a short story about the faithful friends latest quest?

Where will they go? Who will they meet? What will their challenge be?





Here are some common exception words – words that are spelled without using the normal phonics rules – that children in England are expected to be able to spell by the end of Year 1. We call these “red words”

the	we	pull
a	go	full
do	so	he
to	by	me
today	my	she
of	here	house
said	there	our
says	where	friend
are	no	school
were	love	put
was	come	push
is	some	you
his	one	your
has	once	they
I	ask	be

### Handwriting

Please use the QR codes for handwriting and the lines attached to help your child form the letters correctly. Although letters may look the correct shape, it is important that they start and end in the correct place.

## Year 1 Homework Menu: Spring term

Choose one activity per week from the grid below. Be as creative as you can and show off your uniqueness!

### Maths

To help your child with their Maths learning you can access Numbots online, log in details have been sent home. Let your class teacher know if you need these sending again. You could also download the White Rose – 1 minute maths app for some quick, interactive Maths fun.

Take time to practise your number formation, particular focus on 2, 5, 7, 9 taking care not to reverse digits.



### SCIENCE

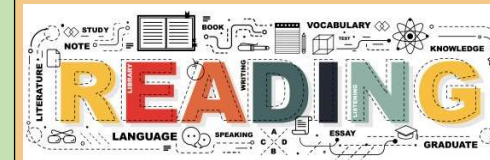
Let's go on a material hunt!

**Can you find all these materials in your house?**


Take photos of the objects you find and write a label for the material it is made of.

**Metal Plastic Wood Glass Brick**

**Fabric Leather**



### Phonics



At St John's, we learn to read so that we can read to learn! Your child has daily phonics lessons but it's important that this valuable learning continues at home. What can you do to help at home?

1. Listen to your child read the same *Read Write Inc.* Storybook again and again.
2. Encourage them to use 'Special Friends', 'Fred Talk', 'read the word'.
3. Discuss the story and encourage their storyteller voice.

### HISTORY

This term we are learning about The Great Fire of London.



Can you retell the main events of the fire that took place in 1666.

Try this virtual online story timeline to learn more about the events of the fire.

<https://www.fireoflondon.org.uk/game/>

Can you create a piece of artwork using materials you have at home of the Great Fire?

### RE - 'what makes people inspiring to others?'

In RE we have been learning about what it means to be a good leader. How could you show these characteristics at home?



### Curious Quests

Can you write a short story about the faithful friends latest quest?

Where will they go? Who will they meet? What will their challenge be?



Here are some common exception words – words that are spelled without using the normal phonics rules – that children in England are expected to be able to spell by the end of Year 1. We call these “red words”

the	we	pull
a	go	full
do	so	he
to	by	me
today	my	she
of	here	house
said	there	our
says	where	friend
are	no	school
were	love	put
was	come	push
is	some	you
his	one	your
has	once	they
I	ask	be

### Handwriting

Please use the QR codes for handwriting and the lines attached to help your child form the letters correctly. Although letters may look the correct shape, it is important that they start and end in the correct place.

## Year 1 Homework Menu: Spring term

Choose one activity per week from the grid below. Be as creative as you can and show off your uniqueness!

### Maths

To help your child with their Maths learning you can access Numbots online, log in details have been sent home. Let your class teacher know if you need these sending again. You could also download the White Rose – 1 minute maths app for some quick, interactive Maths fun.

Take time to practise your number formation, particular focus on 2, 5, 7, 9 taking care not to reverse digits.



### SCIENCE

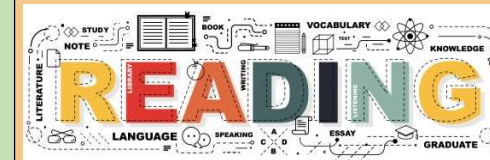
Let's go on a material hunt!

**Can you find all these materials in your house?**

Take photos of the objects you find and write a label for the material it is made of.

**Metal Plastic Wood Glass Brick**

**Fabric Leather**



### Phonics



At St John's, we learn to read so that we can read to learn! Your child has daily phonics lessons but it's important that this valuable learning continues at home. What can you do to help at home?

1. Listen to your child read the same *Read Write Inc.* Storybook again and again.
2. Encourage them to use 'Special Friends', 'Fred Talk', 'read the word'.
3. Discuss the story and encourage their storyteller voice.

### HISTORY

This term we are learning about The Great Fire of London.



Can you retell the main events of the fire that took place in 1666.

Try this virtual online story timeline to learn more about the events of the fire.

<https://www.fireoflondon.org.uk/game/>

Can you create a piece of artwork using materials you have at home of the Great Fire?

### RE - 'what makes people inspiring to others?'

In RE we have been learning about what it means to be a good leader. How could you show these characteristics at home?



### Curious Quests

Can you write a short story about the faithful friends latest quest?

Where will they go? Who will they meet? What will their challenge be?





Here are some common exception words – words that are spelled without using the normal phonics rules – that children in England are expected to be able to spell by the end of Year 1. We call these “red words”

the	we	pull
a	go	full
do	so	he
to	by	me
today	my	she
of	here	house
said	there	our
says	where	friend
are	no	school
were	love	put
was	come	push
is	some	you
his	one	your
has	once	they
I	ask	be

### Handwriting

Please use the QR codes for handwriting and the lines attached to help your child form the letters correctly. Although letters may look the correct shape, it is important that they start and end in the correct place.

## Year 1 Homework Menu: Spring term

Choose one activity per week from the grid below. Be as creative as you can and show off your uniqueness!

### Maths

To help your child with their Maths learning you can access Numbots online, log in details have been sent home. Let your class teacher know if you need these sending again. You could also download the White Rose – 1 minute maths app for some quick, interactive Maths fun.

Take time to practise your number formation, particular focus on 2, 5, 7, 9 taking care not to reverse digits.



### SCIENCE

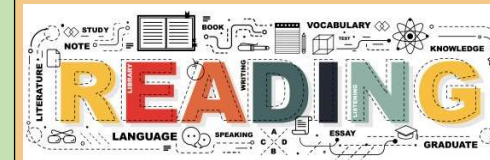
Let's go on a material hunt!

**Can you find all these materials in your house?**


Take photos of the objects you find and write a label for the material it is made of.

**Metal Plastic Wood Glass Brick**

**Fabric Leather**



### Phonics



At St John's, we learn to read so that we can read to learn! Your child has daily phonics lessons but it's important that this valuable learning continues at home. What can you do to help at home?

1. Listen to your child read the same *Read Write Inc.* Storybook again and again.
2. Encourage them to use 'Special Friends', 'Fred Talk', 'read the word'.
3. Discuss the story and encourage their storyteller voice.

### HISTORY

This term we are learning about The Great Fire of London.



Can you retell the main events of the fire that took place in 1666.

Try this virtual online story timeline to learn more about the events of the fire.

<https://www.fireoflondon.org.uk/game/>

Can you create a piece of artwork using materials you have at home of the Great Fire?

### RE - 'what makes people inspiring to others?'

In RE we have been learning about what it means to be a good leader. How could you show these characteristics at home?



### Curious Quests

Can you write a short story about the faithful friends latest quest?

Where will they go? Who will they meet? What will their challenge be?



Here are some common exception words – words that are spelled without using the normal phonics rules – that children in England are expected to be able to spell by the end of Year 1. We call these “red words”

the	we	pull
a	go	full
do	so	he
to	by	me
today	my	she
of	here	house
said	there	our
says	where	friend
are	no	school
were	love	put
was	come	push
is	some	you
his	one	your
has	once	they
I	ask	be

### Handwriting

Please use the QR codes for handwriting and the lines attached to help your child form the letters correctly. Although letters may look the correct shape, it is important that they start and end in the correct place.

## Year 1 Homework Menu: Spring term

Choose one activity per week from the grid below. Be as creative as you can and show off your uniqueness!

### Maths

To help your child with their Maths learning you can access Numbots online, log in details have been sent home. Let your class teacher know if you need these sending again. You could also download the White Rose – 1 minute maths app for some quick, interactive Maths fun.

Take time to practise your number formation, particular focus on 2, 5, 7, 9 taking care not to reverse digits.



### SCIENCE

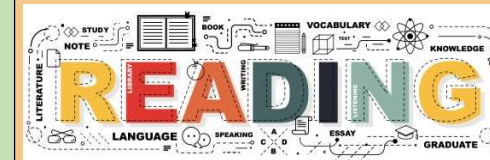
Let's go on a material hunt!

**Can you find all these materials in your house?**

Take photos of the objects you find and write a label for the material it is made of.

**Metal Plastic Wood Glass Brick**

**Fabric Leather**



### Phonics



At St John's, we learn to read so that we can read to learn! Your child has daily phonics lessons but it's important that this valuable learning continues at home. What can you do to help at home?

1. Listen to your child read the same *Read Write Inc.* Storybook again and again.
2. Encourage them to use 'Special Friends', 'Fred Talk', 'read the word'.
3. Discuss the story and encourage their storyteller voice.

### HISTORY

This term we are learning about The Great Fire of London.



Can you retell the main events of the fire that took place in 1666.

Try this virtual online story timeline to learn more about the events of the fire.

<https://www.fireoflondon.org.uk/game/>

Can you create a piece of artwork using materials you have at home of the Great Fire?

### RE - 'what makes people inspiring to others?'

In RE we have been learning about what it means to be a good leader. How could you show these characteristics at home?



### Curious Quests

Can you write a short story about the faithful friends latest quest?

Where will they go? Who will they meet? What will their challenge be?





Here are some common exception words – words that are spelled without using the normal phonics rules – that children in England are expected to be able to spell by the end of Year 1. We call these “red words”

the	we	pull
a	go	full
do	so	he
to	by	me
today	my	she
of	here	house
said	there	our
says	where	friend
are	no	school
were	love	put
was	come	push
is	some	you
his	one	your
has	once	they
I	ask	be

### Handwriting

Please use the QR codes for handwriting and the lines attached to help your child form the letters correctly. Although letters may look the correct shape, it is important that they start and end in the correct place.

## Year 1 Homework Menu: Spring term

Choose one activity per week from the grid below. Be as creative as you can and show off your uniqueness!

### Maths

To help your child with their Maths learning you can access Numbots online, log in details have been sent home. Let your class teacher know if you need these sending again. You could also download the White Rose – 1 minute maths app for some quick, interactive Maths fun. Take time to practise your number formation, particular focus on 2, 5, 7, 9 taking care not to reverse digits.



### SCIENCE

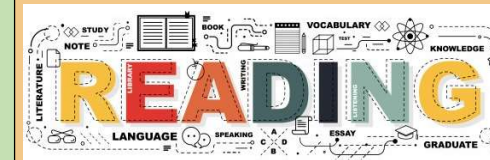
Let's go on a material hunt!

**Can you find all these materials in your house?**

Take photos of the objects you find and write a label for the material it is made of.

**Metal Plastic Wood Glass Brick**

**Fabric Leather**



### Phonics



At St John's, we learn to read so that we can read to learn! Your child has daily phonics lessons but it's important that this valuable learning continues at home. What can you do to help at home?

1. Listen to your child read the same *Read Write Inc.* Storybook again and again.
2. Encourage them to use 'Special Friends', 'Fred Talk', 'read the word'.
3. Discuss the story and encourage their storyteller voice.

### HISTORY

This term we are learning about The Great Fire of London.



Can you retell the main events of the fire that took place in 1666.

Try this virtual online story timeline to learn more about the events of the fire.

<https://www.fireoflondon.org.uk/game/>

Can you create a piece of artwork using materials you have at home of the Great Fire?

### RE - 'what makes people inspiring to others?'

In RE we have been learning about what it means to be a good leader. How could you show these characteristics at home?



### Curious Quests

Can you write a short story about the faithful friends latest quest?

Where will they go? Who will they meet? What will their challenge be?



Here are some common exception words – words that are spelled without using the normal phonics rules – that children in England are expected to be able to spell by the end of Year 1. We call these “red words”

the	we	pull
a	go	full
do	so	he
to	by	me
today	my	she
of	here	house
said	there	our
says	where	friend
are	no	school
were	love	put
was	come	push
is	some	you
his	one	your
has	once	they
I	ask	be

### Handwriting

Please use the QR codes for handwriting and the lines attached to help your child form the letters correctly. Although letters may look the correct shape, it is important that they start and end in the correct place.

## Year 1 Homework Menu: Spring term

Choose one activity per week from the grid below. Be as creative as you can and show off your uniqueness!

### Maths

To help your child with their Maths learning you can access Numbots online, log in details have been sent home. Let your class teacher know if you need these sending again. You could also download the White Rose – 1 minute maths app for some quick, interactive Maths fun.

Take time to practise your number formation, particular focus on 2, 5, 7, 9 taking care not to reverse digits.



### SCIENCE

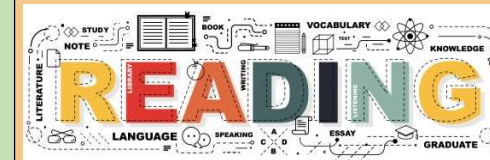
Let's go on a material hunt!

**Can you find all these materials in your house?**

Take photos of the objects you find and write a label for the material it is made of.

**Metal Plastic Wood Glass Brick**

**Fabric Leather**



### Phonics



At St John's, we learn to read so that we can read to learn! Your child has daily phonics lessons but it's important that this valuable learning continues at home. What can you do to help at home?

1. Listen to your child read the same *Read Write Inc.* Storybook again and again.
2. Encourage them to use 'Special Friends', 'Fred Talk', 'read the word'.
3. Discuss the story and encourage their storyteller voice.

### HISTORY

This term we are learning about The Great Fire of London.



Can you retell the main events of the fire that took place in 1666.

Try this virtual online story timeline to learn more about the events of the fire.

<https://www.fireoflondon.org.uk/game/>

Can you create a piece of artwork using materials you have at home of the Great Fire?

### RE - 'what makes people inspiring to others?'

In RE we have been learning about what it means to be a good leader. How could you show these characteristics at home?



### Curious Quests

Can you write a short story about the faithful friends latest quest?

Where will they go? Who will they meet? What will their challenge be?





Here are some common exception words – words that are spelled without using the normal phonics rules – that children in England are expected to be able to spell by the end of Year 1. We call these “red words”

the	we	pull
a	go	full
do	so	he
to	by	me
today	my	she
of	here	house
said	there	our
says	where	friend
are	no	school
were	love	put
was	come	push
is	some	you
his	one	your
has	once	they
I	ask	be

### Handwriting

Please use the QR codes for handwriting and the lines attached to help your child form the letters correctly. Although letters may look the correct shape, it is important that they start and end in the correct place.

## Year 1 Homework Menu: Spring term

Choose one activity per week from the grid below. Be as creative as you can and show off your uniqueness!

### Maths

To help your child with their Maths learning you can access Numbots online, log in details have been sent home. Let your class teacher know if you need these sending again. You could also download the White Rose – 1 minute maths app for some quick, interactive Maths fun.

Take time to practise your number formation, particular focus on 2, 5, 7, 9 taking care not to reverse digits.



### SCIENCE

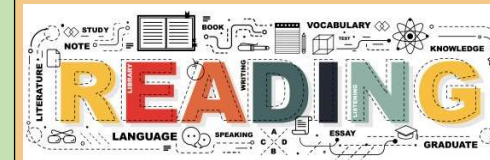
Let's go on a material hunt!

**Can you find all these materials in your house?**


Take photos of the objects you find and write a label for the material it is made of.

**Metal Plastic Wood Glass Brick**

**Fabric Leather**



### Phonics



At St John's, we learn to read so that we can read to learn! Your child has daily phonics lessons but it's important that this valuable learning continues at home. What can you do to help at home?

1. Listen to your child read the same *Read Write Inc.* Storybook again and again.
2. Encourage them to use 'Special Friends', 'Fred Talk', 'read the word'.
3. Discuss the story and encourage their storyteller voice.

### HISTORY

This term we are learning about The Great Fire of London.



Can you retell the main events of the fire that took place in 1666.

Try this virtual online story timeline to learn more about the events of the fire.

<https://www.fireoflondon.org.uk/game/>

Can you create a piece of artwork using materials you have at home of the Great Fire?

### RE - 'what makes people inspiring to others?'

In RE we have been learning about what it means to be a good leader. How could you show these characteristics at home?



### Curious Quests

Can you write a short story about the faithful friends latest quest?

Where will they go? Who will they meet? What will their challenge be?



Here are some common exception words – words that are spelled without using the normal phonics rules – that children in England are expected to be able to spell by the end of Year 1. We call these “red words”

the	we	pull
a	go	full
do	so	he
to	by	me
today	my	she
of	here	house
said	there	our
says	where	friend
are	no	school
were	love	put
was	come	push
is	some	you
his	one	your
has	once	they
I	ask	be

### Handwriting

Please use the QR codes for handwriting and the lines attached to help your child form the letters correctly. Although letters may look the correct shape, it is important that they start and end in the correct place.

## Year 1 Homework Menu: Spring term

Choose one activity per week from the grid below. Be as creative as you can and show off your uniqueness!

### Maths

To help your child with their Maths learning you can access Numbots online, log in details have been sent home. Let your class teacher know if you need these sending again. You could also download the White Rose – 1 minute maths app for some quick, interactive Maths fun.

Take time to practise your number formation, particular focus on 2, 5, 7, 9 taking care not to reverse digits.



### SCIENCE

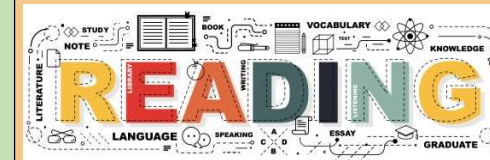
Let's go on a material hunt!

**Can you find all these materials in your house?**

Take photos of the objects you find and write a label for the material it is made of.

**Metal Plastic Wood Glass Brick**

**Fabric Leather**



### Phonics



At St John's, we learn to read so that we can read to learn! Your child has daily phonics lessons but it's important that this valuable learning continues at home. What can you do to help at home?

1. Listen to your child read the same *Read Write Inc.* Storybook again and again.
2. Encourage them to use 'Special Friends', 'Fred Talk', 'read the word'.
3. Discuss the story and encourage their storyteller voice.

### HISTORY

This term we are learning about The Great Fire of London.



Can you retell the main events of the fire that took place in 1666.

Try this virtual online story timeline to learn more about the events of the fire.

<https://www.fireoflondon.org.uk/game/>

Can you create a piece of artwork using materials you have at home of the Great Fire?

### RE - 'what makes people inspiring to others?'

In RE we have been learning about what it means to be a good leader. How could you show these characteristics at home?



### Curious Quests

Can you write a short story about the faithful friends latest quest?

Where will they go? Who will they meet? What will their challenge be?





Here are some common exception words – words that are spelled without using the normal phonics rules – that children in England are expected to be able to spell by the end of Year 1. We call these “red words”

the	we	pull
a	go	full
do	so	he
to	by	me
today	my	she
of	here	house
said	there	our
says	where	friend
are	no	school
were	love	put
was	come	push
is	some	you
his	one	your
has	once	they
I	ask	be

### Handwriting

Please use the QR codes for handwriting and the lines attached to help your child form the letters correctly. Although letters may look the correct shape, it is important that they start and end in the correct place.

## Year 1 Homework Menu: Spring term

Choose one activity per week from the grid below. Be as creative as you can and show off your uniqueness!

### Maths

To help your child with their Maths learning you can access Numbots online, log in details have been sent home. Let your class teacher know if you need these sending again. You could also download the White Rose – 1 minute maths app for some quick, interactive Maths fun.

Take time to practise your number formation, particular focus on 2, 5, 7, 9 taking care not to reverse digits.



### SCIENCE

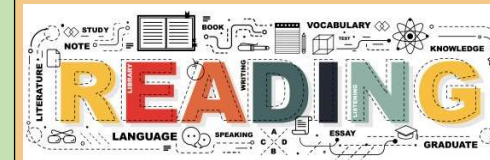
Let's go on a material hunt!

**Can you find all these materials in your house?**


Take photos of the objects you find and write a label for the material it is made of.

**Metal Plastic Wood Glass Brick**

**Fabric Leather**



### Phonics



At St John's, we learn to read so that we can read to learn! Your child has daily phonics lessons but it's important that this valuable learning continues at home. What can you do to help at home?

1. Listen to your child read the same *Read Write Inc.* Storybook again and again.
2. Encourage them to use 'Special Friends', 'Fred Talk', 'read the word'.
3. Discuss the story and encourage their storyteller voice.

### HISTORY

This term we are learning about The Great Fire of London.



Can you retell the main events of the fire that took place in 1666.

Try this virtual online story timeline to learn more about the events of the fire.

<https://www.fireoflondon.org.uk/game/>

Can you create a piece of artwork using materials you have at home of the Great Fire?

### RE - 'what makes people inspiring to others?'

In RE we have been learning about what it means to be a good leader. How could you show these characteristics at home?



### Curious Quests

Can you write a short story about the faithful friends latest quest?

Where will they go? Who will they meet? What will their challenge be?



Here are some common exception words – words that are spelled without using the normal phonics rules – that children in England are expected to be able to spell by the end of Year 1. We call these “red words”

the	we	pull
a	go	full
do	so	he
to	by	me
today	my	she
of	here	house
said	there	our
says	where	friend
are	no	school
were	love	put
was	come	push
is	some	you
his	one	your
has	once	they
I	ask	be

### Handwriting

Please use the QR codes for handwriting and the lines attached to help your child form the letters correctly. Although letters may look the correct shape, it is important that they start and end in the correct place.

## Year 1 Homework Menu: Spring term

Choose one activity per week from the grid below. Be as creative as you can and show off your uniqueness!

### Maths

To help your child with their Maths learning you can access Numbots online, log in details have been sent home. Let your class teacher know if you need these sending again. You could also download the White Rose – 1 minute maths app for some quick, interactive Maths fun.

Take time to practise your number formation, particular focus on 2, 5, 7, 9 taking care not to reverse digits.



### SCIENCE

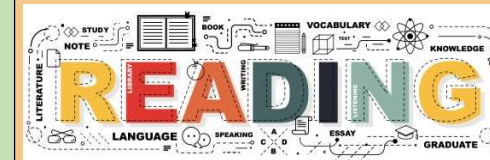
Let's go on a material hunt!

**Can you find all these materials in your house?**

Take photos of the objects you find and write a label for the material it is made of.

**Metal Plastic Wood Glass Brick**

**Fabric Leather**



### Phonics



At St John's, we learn to read so that we can read to learn! Your child has daily phonics lessons but it's important that this valuable learning continues at home. What can you do to help at home?

1. Listen to your child read the same *Read Write Inc.* Storybook again and again.
2. Encourage them to use 'Special Friends', 'Fred Talk', 'read the word'.
3. Discuss the story and encourage their storyteller voice.

### HISTORY

This term we are learning about The Great Fire of London.



Can you retell the main events of the fire that took place in 1666.

Try this virtual online story timeline to learn more about the events of the fire.

<https://www.fireoflondon.org.uk/game/>

Can you create a piece of artwork using materials you have at home of the Great Fire?

### RE - 'what makes people inspiring to others?'

In RE we have been learning about what it means to be a good leader. How could you show these characteristics at home?



### Curious Quests

Can you write a short story about the faithful friends latest quest?

Where will they go? Who will they meet? What will their challenge be?





Here are some common exception words – words that are spelled without using the normal phonics rules – that children in England are expected to be able to spell by the end of Year 1. We call these “red words”

the	we	pull
a	go	full
do	so	he
to	by	me
today	my	she
of	here	house
said	there	our
says	where	friend
are	no	school
were	love	put
was	come	push
is	some	you
his	one	your
has	once	they
I	ask	be

### Handwriting

Please use the QR codes for handwriting and the lines attached to help your child form the letters correctly. Although letters may look the correct shape, it is important that they start and end in the correct place.

## Year 1 Homework Menu: Spring term

Choose one activity per week from the grid below. Be as creative as you can and show off your uniqueness!

### Maths

To help your child with their Maths learning you can access Numbots online, log in details have been sent home. Let your class teacher know if you need these sending again. You could also download the White Rose – 1 minute maths app for some quick, interactive Maths fun.

Take time to practise your number formation, particular focus on 2, 5, 7, 9 taking care not to reverse digits.



### SCIENCE

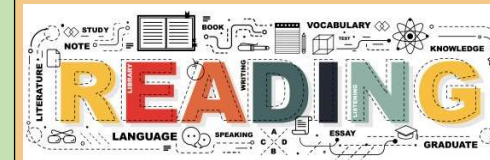
Let's go on a material hunt!

**Can you find all these materials in your house?**


Take photos of the objects you find and write a label for the material it is made of.

**Metal Plastic Wood Glass Brick**

**Fabric Leather**



### Phonics



At St John's, we learn to read so that we can read to learn! Your child has daily phonics lessons but it's important that this valuable learning continues at home. What can you do to help at home?

1. Listen to your child read the same *Read Write Inc.* Storybook again and again.
2. Encourage them to use 'Special Friends', 'Fred Talk', 'read the word'.
3. Discuss the story and encourage their storyteller voice.

### HISTORY

This term we are learning about The Great Fire of London.



Can you retell the main events of the fire that took place in 1666.

Try this virtual online story timeline to learn more about the events of the fire.

<https://www.fireoflondon.org.uk/game/>

Can you create a piece of artwork using materials you have at home of the Great Fire?

### RE - 'what makes people inspiring to others?'

In RE we have been learning about what it means to be a good leader. How could you show these characteristics at home?



### Curious Quests

Can you write a short story about the faithful friends latest quest?

Where will they go? Who will they meet? What will their challenge be?



Here are some common exception words – words that are spelled without using the normal phonics rules – that children in England are expected to be able to spell by the end of Year 1. We call these “red words”

the	we	pull
a	go	full
do	so	he
to	by	me
today	my	she
of	here	house
said	there	our
says	where	friend
are	no	school
were	love	put
was	come	push
is	some	you
his	one	your
has	once	they
I	ask	be

### Handwriting

Please use the QR codes for handwriting and the lines attached to help your child form the letters correctly. Although letters may look the correct shape, it is important that they start and end in the correct place.

## Year 1 Homework Menu: Spring term

Choose one activity per week from the grid below. Be as creative as you can and show off your uniqueness!

### Maths

To help your child with their Maths learning you can access Numbots online, log in details have been sent home. Let your class teacher know if you need these sending again. You could also download the White Rose – 1 minute maths app for some quick, interactive Maths fun.

Take time to practise your number formation, particular focus on 2, 5, 7, 9 taking care not to reverse digits.



### SCIENCE

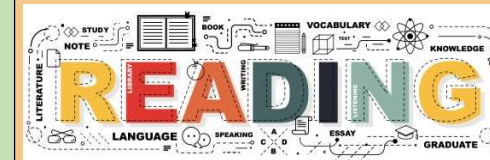
Let's go on a material hunt!

**Can you find all these materials in your house?**

Take photos of the objects you find and write a label for the material it is made of.

**Metal Plastic Wood Glass Brick**

**Fabric Leather**



### Phonics



At St John's, we learn to read so that we can read to learn! Your child has daily phonics lessons but it's important that this valuable learning continues at home. What can you do to help at home?

1. Listen to your child read the same *Read Write Inc.* Storybook again and again.
2. Encourage them to use 'Special Friends', 'Fred Talk', 'read the word'.
3. Discuss the story and encourage their storyteller voice.

### HISTORY

This term we are learning about The Great Fire of London.



Can you retell the main events of the fire that took place in 1666.

Try this virtual online story timeline to learn more about the events of the fire.

<https://www.fireoflondon.org.uk/game/>

Can you create a piece of artwork using materials you have at home of the Great Fire?

### RE - 'what makes people inspiring to others?'

In RE we have been learning about what it means to be a good leader. How could you show these characteristics at home?



### Curious Quests

Can you write a short story about the faithful friends latest quest?

Where will they go? Who will they meet? What will their challenge be?