



Decorative background featuring a light blue grid pattern. Illustrations include a yellow and black bee with the word 'Bee' in cursive above it in the top left; a large pink flower with a yellow center in the top right; a small pink flower with a yellow center on the middle left; a teal fence at the bottom left; a pink flower with yellow stamens and a green leaf at the bottom center; a small pink flower on the middle right; and a white flower with a yellow center in the bottom right.

Welcome to Year 5!

Silver Birch



Our Year 5 Team:

- Miss Foreman – Class teacher
- Mrs Gibson – Teaching Assistant
- Miss Holland (music teacher)
- Mr Hayes (PE teacher)







Autumn Overview:



Our writing is inspired by...




Arthur & the golden rope




Lost happy endings

We are reading...



Geography - North and South America



Maths

- Place Value
- Addition and Subtraction
- Multiplication and Division

Science

Materials

- Solids, liquids, gasses
- Properties of materials
- Thermal insulators
- Magnetism
- Soluble and Insoluble
- Mixing materials
- Irreversible Change

We are writing...

- A Myth
- A Tradition Tale
- Character Profiles
- Setting Descriptions
- Diaries
- Poetry

Religious Education


What is the best way for a Muslim to show commitment to God?
How is the Qu'ran vital to Muslims today?
Does belief in Akhirah (life after death) help Muslims lead a good life?

Geography

- The Mojave Desert: Would I like to live in the desert?

D&T

Electrical System- Doodlers



Music

Composition Notation

Singing and Performing


Personal Development

Being me in my world

Celebrating Difference

Art

Sculpture & 3d- interactive installation



History

- The Mayan Civilisation

PE

- Cross Country
- Tag rugby
- Hockey
- Basketball
- Indoor Athletics

Computing

Computing Networks and searching.

Video production.

Year 5 Autumn Term Overview





Things to look forward too ...

- Tough Runner – Friday 12th September
- European Languages Day – 26th September
- Mayan Archaeologist Workshop – 15th October
- Online STEM Space Challenge – 26th November
- Y5 and 6 Christmas performance – 16th December 2pm and 6pm
- Bikeability – 17th-24th March






Weekly Timetable:

	<u>Monday</u>	<u>Tuesday</u>	<u>Wednesday</u>	<u>Thursday</u>	<u>Friday</u>
<u>8:40 – 9:00</u>	Handwriting				
<u>9:00 -9:30</u>	Mastery in Number/Arithmetic				Assembly
<u>9:30 – 10:15</u>	Maths	Maths	Maths	Maths	Mastery in Number
<u>10:15 – 10:30</u>	BREAK				
<u>10:30- 10:45</u>	SPAG				Spelling Test
<u>10:45 – 11:30</u>	English				Arithmetic Test
<u>11:30 – 12:00</u>	Spelling				Maths
<u>12:00-1:00</u>	LUNCH	LUNCH	LUNCH	LUNCH	LUNCH
<u>1:00 – 1:25</u>	Reading	Reading	Reading	Music (RH cover)	Reading
<u>1:25- 2:00</u>	Computing/Art	Science	History/Geography		Homework
<u>2:00 – 3:00</u>	RE (KR cover)	PSHE	Spanish	PE (PPA – sports coach)	PE
	2:45 – NB Assembly	2:45 Father Lameck	Newsround/Picture News	2:45 Singing	
<u>3:00 – 3:15</u>	Pack up/Reading				



Reading in Year 5:

Steps 2
Read



Geography - North and South America



Myths and Legends



Space



Stories From Other Cultures






Reading Breadth



Victorians

- Children will all take part in a 30 minute reading lesson 4 times a week.
- We also encourage children to note down interesting vocabulary and phrases they discover when reading to use in their writing.

Writing in Year 5:

	Autumn 1	Autumn 2	Spring 1	Spring 2	Summer 1	Summer 2
Year 5 Pathways to Write texts	 Arthur & the golden rope	 Lost happy endings	 The Darkest Dark	 Queen of the Falls	 The <u>Paperbag</u> Prince	 The Hunter

- Throughout the year, children will write:
 - A Myth
 - A Traditional Tale
 - A Biography
 - A recount
 - A persuasive written piece



Spelling in Year 5:

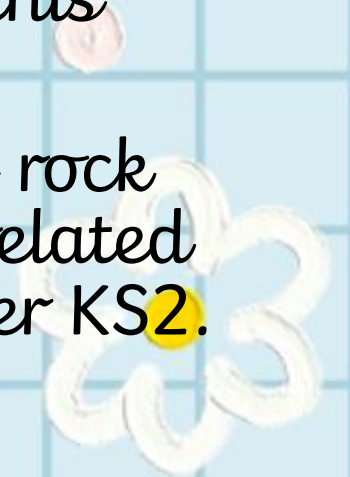
- Each week we will learn and explore 2 spelling rules in 4 spelling lessons.
- This may be going over objectives from previous year groups or learning new ones.
- Each Friday, 10 spellings will be sent home for children to practise and these will be tested the following Friday.
- Please practise these in any way that you like, see the spelling menu on the website for ideas!





Maths in Year 5:

- Each maths lesson begins with a 15 minute Mastery in Number session and is followed by a 15 minute Arithmetic Lesson.
- Each objective in the Year 5 curriculum will be explored over 2 lessons. Lesson 1 involves all children focusing on fluency. In lesson 2, children who have mastered the fluency will move on to reasoning and problem solving questions. Children who struggled with the fluency will have a chance to revisit this before moving on.
- Please continue to encourage children to use times table rock stars as they will continue to use their times table and related division facts in their learning regularly throughout upper KS2.





Homework in Year 5:

- Maths, SPAG and Spelling homework will be set weekly on Friday and will be marked the following Friday.
- If there are any issues completing homework, please let us know before the Friday so that we can help to get this completed.
- Homework not completed on the Friday, without a reason why, will be completed in the children's lunchtime.





Behaviour:

Roots to grow; wings to fly.  *Everyone achieves their potential!*
TATTENHALL PARK PRIMARY SCHOOL
We respect, we enjoy, we believe.

When you need support to make the right choice...

Sometimes we do not always make the right choices - our teachers and adults in school are always there to guide us to make the **right** ones!



What happens when we make the wrong choices?

Your teacher has a plan they will follow to help you make the **right choice**. This is the plan they will follow...

STAGE 1: Your teacher will give you a **reminder** to make the right choice.

STAGE 2: Your teacher will ask you to spend a few minutes away from the class and will have a **repair conversation** to give you strategies to make the right choice.

STAGE 3: Your teacher will ask you to fill out a **think sheet** and will discuss this with you at **break or lunchtime**.

STAGE 4: Your teacher will ask you to talk about your think sheet with Mrs Bolton or Miss Comish and will also discuss your think sheet with your parents.

Teachers will usually start on Stage 1, but they can choose to start at a later stage, if they need to.

Remember lunchtime staff and TASC staff will also expect you to make the right choices and will follow this plan.



Any questions?

yes!

Please do not hesitate to contact me with any
concerns or arrange a meeting.



oforeman@tattenhallpark.cheshire.sch.uk

